UNIVERSITY OF CALIFORNIA, DAVIS

BERKELEY • DAVIS • IRVINE • LOS ANGELES • RIVERSIDE • SAN DIEGO • SAN FRANCISCO SANTA BARBARA • SANTA CRUZ

LARRY N. VANDERHOEF
Chancellor at Davis

JANET C. HAMILTON
Vice Chancellor-Administration

OFFICE OF THE VICE CHANCELLOR-ADMINISTRATION
ONE SHIELDS AVENUE
DAVIS, CALIFORNIA 95616-8540

September 21, 2000

Lucy Erickson
[redacted]

RE: California Public Records Act Request

Dear Ms. Erickson,

We have completed the search for all records pertaining to animal 25205 as you requested in your letter dated August 7, 2000 and have found the following:

1) All of the pages from the health jacket of 25205 (78 pages)
2) Animal Demographic/Medical Profile for animal 25205 (5 pages)
3) Protocol for Animal Use and Care that describes the study in which animal 25205 is involved - Protocol #8051 (8 pages)

These records total 91 pages. As noted in my previous letter to you, the California Public Records Act allows for the charging of $.10/page for all records provided. Prior to our sending you these records you will need to forward a check made payable to the UC Regents in the amount of $9.10. Once payment has been received, we will send the records to you immediately.

I look forward to hearing from you regarding this request.

Sincerely,

Stan Nosek

Stan Nosek
Information Practices Coordinator
(530) 752-6264

SN:lt

August 7, 2000

Mr. Stan Nosek
Information Practices Coordinator
University of California, Davis
One Shields Avenue
Davis, CA 95616-8540

Dear Mr. Nosek,

This is a request under the California Public Records Act, Government Code Section 6250 et seq.). This act requires that you provide copies of existing documents upon request.

I request that the following documents be provided to me: all records pertaining to the male crab eating macaque born July 1, 1987 with the serial number 25205. Is this monkey still alive? How is this monkey being used? Is this monkey caged alone, or is there a companion with him? What are the future plans for this monkey?

In order to help determine my status to assess fees, you should know that I am an individual seeking information for personal use and not for commercial use.

I am aware I am entitled to make this request under the California Public Records Act, and if your agency response is not satisfactory, I am prepared to make an administrative appeal. Please indicate to me the name of the official to whom such an appeal should be addressed.

I am aware that if my request is denied I am entitled to know the grounds for this denial.

I am aware that while the law allows your agency to withhold specified categories of exempted information, you are required by law to release any segregable portions that are left after the exempted material has been deleted from the data I am seeking.

Sincerely,

Lucy Erickson



CNN CENTER POSTAL STORE
ATLANTA, Georgia
303032705
08/07/2000 (800)275-8777 01:18:28 PM

Sales Receipt

Product Description	Sale Qty	Unit Price	Final Price
33c Stamped Envelope	1	$0.40	$0.40
95616 First-Class			$0.33
Customer Postage			-$0.33
Return Receipt			$1.25
Certified			$1.40
Label Serial #:		70993400000924893245	
Issue PVI:			$2.65
Total:			$3.05

Paid by:
Debit Card $23.05
Debit Card Purchase $3.05
Cash Back $20.00

Bill#: 1000300224994
Clerk: 09

Thank you for your business

7099 3400 0009 2489 3245

U.S. Postal Service
CERTIFIED MAIL RECEIPT
(Domestic Mail Only; No Insurance Coverage Provided)

Article Sent To:

Postage	$ .33
Certified Fee	1.40
Return Receipt Fee (Endorsement Required)	1.25
Restricted Delivery Fee (Endorsement Required)	
Total Postage & Fees	$ 2.98

AUG 07 2000
CNN CENTER FINANCE
AUG Postmark Here
USPS 303032705

Name (Please Print Clearly) (to be completed by mailer)
Stan Nosek - Information Practices Coordinator
Street, Apt. No.; or PO Box No.
Univ. of CA, Davis, One Shields Avenue
City, State, ZIP+4
Davis, CA 95616-8540

PS Form 3800, July 1999 See Reverse for Instructions

SENDER: COMPLETE THIS SECTION

- Complete items 1, 2, and 3. Also complete item 4 if Restricted Delivery is desired.
- Print your name and address on the reverse so that we can return the card to you.
- Attach this card to the back of the mailpiece, or on the front if space permits.

1. Article Addressed to:
Mr. Stan Nosek
Information Practices Coordinator
University of California, Davis
One Shields Avenue
Davis, CA 95616-8540

COMPLETE THIS SECTION ON DELIVERY

A. Received by (Please Print Clearly) B. Date of Delivery

C. Signature
X ☐ Agent ☐ Addressee

D. Is delivery address different from item 1? ☐ Yes
If YES, enter delivery address below: ☐ No

3. Service Type
☒ Certified Mail ☐ Express Mail
☐ Registered ☐ Return Receipt for Merchandise
☐ Insured Mail ☐ C.O.D.

4. Restricted Delivery? (Extra Fee) ☐ Yes

2. Article Number
7099 3400 0009 2489 3245

PS Form 3811, July 1999 Domestic Return Receipt 102595-99-M-1789

10/10/00

Lucy Erickson
[redacted]e.

Freedom Tags
54 Gray Lawn
Petaluma, CA 94952

Hello,

As requested, I am sending copies of all correspondence I have had with the California Regional Primate Research Center regarding the crab-eating macaque number 25205. Although I found Mr. Nosek responsive to my request, I do not feel that all of my initial questions were answered. For example, I still do not know if he is housed alone, how exactly he is being used and/or what the future plans are for him. However, I do know that he is engaging in constant self-mutilation and has been injected with ketamine numerous times.

I am not quite sure why you want the copies, but here they are.

Sincerely,
Lucy Erickson

Erickson, Lucy

To: info@primatefreedom.com
Cc: senator@boxer.senate.gov; senator@feinstein.senate.gov
Subject: California Regional Primate Research Center letter of inquiry for monkey number 25205

Hello,

In an effort to seek any and all information regarding the status and well-being of the non-human primate referenced in the copy of the attached letter, which was sent certified mail, I have begun the writing process. It is my desire to lend a voice of representation to a very distant relative that is unable to speak for himself. Please accept this as one person's protest to inhumane and unnecessary experimentation using non-human primates as well as other animals. Please accept this as an endorsement of legislation that is designed to protect and enrich the lives of non-human primates that have clearly been proven to exhibit levels of intelligence and social order comparable to our own human traits, as well as all captive animals. Please feel free to contact me in reference to this communication if necessary. Thank you very much for your time and consideration.

Most sincerely,

Lucy Erickson
[redacted]

Macaque request.doc

Erickson, Lucy

From: Senator@boxer.senate.gov
Sent: Monday, August 07, 2000 12:50 PM
To: Erickson, Lucy
Subject: Re: California Regional Primate Research Center letter of in

Thank you for contacting me to express your views.

As your Senator, I appreciate the opportunity to hear your concerns.

Your opinions have been passed on to my legislative staff, since they represent the views of many constituents.

In the past two years, I have received over 200,000 personal e-mails from concerned Californians. I view this statistic with pride. The most serious problem facing a democracy is apathy, but the high level of incoming e-mail demonstrates the determination of my constituents to learn about and influence public affairs. Only with your participation can we truly have a government of, by, and for the people.

Again, thank you for your e-mail. Please visit my new webform, at http://boxer.senate.gov/contact/webform.html for additional information about legislation before the U.S. Senate.

UNIVERSITY OF CALIFORNIA, DAVIS

BERKELEY • DAVIS • IRVINE • LOS ANGELES • RIVERSIDE • SAN DIEGO • SAN FRANCISCO SANTA BARBARA • SANTA CRUZ

LARRY N. VANDERHOEF
Chancellor at Davis

JANET C. HAMILTON
Vice Chancellor-Administration

OFFICE OF THE VICE CHANCELLOR-ADMINISTRATION
ONE SHIELDS AVENUE
DAVIS, CALIFORNIA 95616-8540

October 6, 2000

Lucy Erickson
[redacted]

RE: California Public Records Act Request

Dear Ms. Erickson,

I received your check in the amount of $9.10 as payment for the records you requested in your letter dated August 7, 2000 and have enclosed a receipt.

The following records that are responsive to your request for all records pertaining to monkey 25205 are enclosed:

1) All the pages from the health jacket of 25205 (78 pages)
2) Animal Demographic/Medical Profile for animal 25205 (5 pages)
3) Protocol for Animal Use and Care that describes the study in which animal 25205 is involved - Protocol #8051 (8 pages)

We have redacted personally identifying information concerning individuals directly involved in research activities concerning primates due to verbal and physical harassment, including death threats, which have been made against these individuals. This information is withheld pursuant to section 6255 of the California Public Records Act which permits the University to not disclose records when the public interest served by not making the records public clearly outweighs the public interest served by disclosure of the record. In this case the public interest in withholding personally identifying information about these individuals due to actual harassment and threats of harassment that have occurred and continue to occur clearly outweighs the public interest in the disclosure of this information. See, e.g., Times Mirror Co. v. Superior Court, 53, Cal.3d 1325 (1991) (public interest in withholding the appointment calendars of the Governor of California due to "potential threat to the Governor's physical security" outweighed public interest in disclosure of the calendars); New York Times Co. v. Superior Court, 218 Cal.App.3d 1579 (1990) (names of persons who have violated water allocation limits may be withheld when there is evidence that release of such information may subject those persons to harassment or assault).

Should you have any additional requests, please let me know.

Sincerely,

Stan Nosek

Stan Nosek
Information Practices Coordinator
(530) 752-6264

Enclosures

UNIVERSITY OF CALIFORNIA
DAVIS CAMPUS

CASH RECEIPT FOR DEPARTMENTAL SALES

No. 663150

TO Lucy Erickson DATE Oct. 4 19 2000

ADDRESS [redacted]

CASH ☐ CHECK ☑

IN PAYMENT OF

QUANTITY	DESCRIPTION	UNIT	PRICE	AMOUNT
	Fee for copying records			9 10
	(Animal #25205)			

Office of Administration / Lynette Temple

D-14 (10M 4/70) DEPARTMENT DEPARTMENT SIGNATURE
71461-137

PURCHASING COPY

PROTOCOL FOR ANIMAL USE AND CARE

Handwritten forms are not accepted

CRPRC

EH&S USE ONLY
PROTOCOL
 # 8051
EXPIRES: APR 30 2001

Investigator		Contact	
Last Name:		Last Name:	
First:		First:	
Middle:		Middle:	
email:		email:	
Dept.:	CRPRC	Dept.:	CRPRC
Phone:		Phone:	
Fax:		Fax:	

Species (common names):	Number:	Source:
Cynomolgus Macaque	216	PTF Colony at CRPRC

Project Title	PTF Colony Animal Husbandry		
Overnight housing location::	CRPRC	Day use only :	
Animals will be maintained by:	[X] Vivarium [ ] Investigator *(If investigator maintained, attach husbandry SOP's.)*		

Procedures: Provide a one or two sentence layman's description of the procedures employed on the animals in this project. This information will help the animal care staff understand any conditions they may encounter while caring for your animals.

Routine animal husbandry as per CRPRC guidelines will be used for the animals in the Primate Testing Facility (PTF) colony. Any animals placed on studies will be assigned to a specific AU&C protocol for that study.

Special Husbandry Requirements: Describe any special requirements your animals have with respect to **food, water, temperature, humidity, light cycles, caging type, bedding**, or any other conditions of husbandry.

No special husbandry requirements will be needed.

Other instructions for animal care staff: (check applicable entries)

Sick Animals	Dead Animals	Pest Control
[X] Call Investigator	[X] Call Investigator	[X] Call Investigator
[X] Clinician to treat	[ ] Save for Investigator	[ ] OK to use pesticides
[ ] Terminate	[ ] Bag for disposal	[ ] No Pesticides in animal area
[ ] Necropsy	[X] Necropsy	

Hazardous Materials *(only if in the animal room)*:

Infectious Agents?	[ ] Yes [X] No	Agent(s):	
Radioisotopes?	[ ] Yes [X] No	Agent(s):	
Chemical Carcinogens?	[ ] Yes [X] No	Agent(s):	
Toxic Chemicals?	[ ] Yes [X] No	Agent(s):	

Is the project already funded?	[X] Yes [ ] No	Previously approved?	[X] Yes [ ] No
Proposed Funding Source:	NIH	Previous protocol number (if any):	6721

What Veterinarian or veterinary clinic will provide care for your animals? (check one)

[ ]	Lab Animal Health Clinic (2-0514)	[X]	California Primate Research Center (2-0447)
[ ]	VMTH Large Animal Field Service (2-0292)	[ ]	Another Veterinarian

If you checked "Another Veterinarian", please provide:

Veterinarian:		Address:	
Day phone:			
Emergency phone:		Email:	

If your veterinarian is not affiliated with one of the three service units listed above, please contact the campus veterinarian, 2-2357 (email pctillman@ucdavis.edu) for current information about training and record keeping requirements.

Summary of Procedures:

a) Briefly describe the **overall intent** of the study. Include in your description a statement of your hypothesis, the objectives and significance of the study. Your target audience is a faculty member from a discipline unrelated to yours. Do not use jargon.

The California Regional Primate Research Center (CRPRC) has served for a number of years as a centralized Primate Testing Facility (PTF) for the Contraceptive Development Branch of NICHD. Our primary objective is to develop a broad but detailed understanding of male and female reproduction in a nonhuman primate species that might serve as a reliable model for humans. This model has become a focus for research by a group of investigators from the Schools of Medicine and Veterinary Medicine who have extensive and ongoing experience in human reproductive endocrinology, gamete biology, immunology and embryology.

b) Procedures employed in this project:

Please check the appropriate boxes if any of these procedures will be employed in your project:

[ ] Monoclonal Antibody Production **	[ ] Food or water restriction	[ ] Special diets; food or water treatment.
[ ] Polyclonal Antibody Production **	[ ] Non-recovery surgical procedures	[ ] Induced illness, intoxication, or disease
[ ] LD 50 or ID50 studies.	[ ] Survival surgical procedures	[ ] Death as an endpoint (see h below)
[ ] catheters, blood collection, intubation	[ ] Multiple survival surgery	[ ] Trapping, banding or marking wild animals
[ ] Prolonged restraint. (8 hrs+)	[ ] Behavioral modification.	[ ]
[ ] Fasting prior to a procedure.	[ ] Aversive conditioning.	[ ]

**** If this protocol only describes antibody production, you may use the attached antibody production page in lieu of completing section c below.**

c) **Describe the use of animals in your project in detail,** with special reference to any of procedures checked above. Include any physical, chemical or biological agents that may be administered. List each study group, and describe all the specific procedures that will be performed on each animal in each study group. Use terminology that will be understood by individuals outside your field of expertise. *(Note: This cell will expand to whatever length you require. You may make this section as long as you wish, but try to be concise. Some projects may require one or two pages.)*

All animals will be maintained under normal CRPRC guidelines of animal care. Any animals placed on individual studies pertaining to the PTF contract will be reassigned to a specific AU&C protocol.

d) Study Groups and Numbers: Define, in the form of a table, the numbers of animals to be used in each experimental group described above. The table may be presented on a separate page as an attachment to this protocol if you prefer. The Normal format should be three columns: Study Group, Procedure, Number of animals. The number of rows should follow from the number of study groups; **you may add as many rows as you require.** The chart must fully account for the number of animals you intend to use under this protocol. Assign each group to an invasiveness category according to the chart below.

Group	Procedures / Drugs	Number of Animals	Category

Categories of invasiveness

Category	Description
1	Little or no discomfort or stress **Examples:** domestic flocks or herds being maintained in simulated or actual commercial production management systems; the short-term and skillful restraint of animals for purposes of observation or physical examination; blood sampling; injection of material in amounts that will not cause adverse reactions by the following routes: intravenous, subcutaneous, intramuscular, intraperitoneal, or oral.
2	Minor stress or pain of short duration **Examples::** cannulation or catheterization of blood vessels or body cavities under anesthesia; minor surgical procedures under anesthesia, such as biopsies or laparoscopy; short periods of restraint beyond that required for simple observation or examination, but consistent with minimal distress
3	Moderate to severe distress **Examples:** major surgical procedures conducted under general anesthesia, with subsequent recovery; prolonged (several hours or more) periods of physical restraint; induction of behavioral stresses such as maternal deprivation
4	Severe pain near, at or above the pain tolerance threshold **Examples:** exposure to noxious stimuli or agents whose effects are unknown; exposure to drugs, chemicals, or infectious agents at levels that markedly impair physiological systems and which cause death, severe pain, or extreme distress: Surgical experiments which have a high degree of invasiveness.

Further descriptions of these categories are included in the instructions following this document.

e) **Rationale for speci and numbers:** How did you de mine that the species choice was appropriate and the number of animals in the groups above was the minimum number necessary to achieve sound scientific results?

The cynomolgus monkey was chosen for these types of studies because of it's size, lack of seasonality and it's similarity to humans in many aspects of reproductive function. The Primate Testing Facility is a contract supported by NICHD and the terms of the contract request a maximum of 216 animals available for contraceptive testing. Please note that the table listed above does not apply for this protocol. These animals will not be placed into any study groups under this specific protocol.

f) **Surgery:** If the project involves survival surgery, where will the surgery be conducted?

Building: _____ Room: _____

Who will be the surgeon? _____

g) **Anesthetics, Analgesics, Tranquilizers, Neuromuscular blocking agents:**

Post procedural analgesics should be given whenever there is possibility of pain or discomfort that is more than slight or momentary. If postoperative analgesics are not to be given, justify the practice under part (i) below.

Provide the following information about any of these drugs that you intend to use in this project.

Species	Drug	Dose (mg/kg)	Route	When and how often will it be given?

h) **Neuromuscular blocking agents** can conceal inadequate anesthesia and therefore require special justification. If you are using a neuromuscular blocking agent, please complete the following:

Why do you need to use a neuromuscular blocking agent?

What physiologic parameters are monitored during the procedure to assess adequacy of anesthesia?

Under what circumstances will incremental doses of anesthetics-analgesics be administered?

i) Adverse effects:

Describe any potential adverse effects of the experiment on the animals (such as pain, discomfort; reduced growth, fever, anemia, neurological deficits; behavioral abnormalities or other clinical symptoms of acute or chronic distress or nutritional deficiency)

There will not be any adverse effects because no experiment will be conducted.

How will the signs listed above be ameliorated or alleviated? If signs are not to be alleviated or ameliorated by means of post-operative analgesics or other means, explain why this is necessary.

Any clinical signs from a disease process will be treated by CRPRC Veterinary staff.

Note: if any unanticipated adverse effects not described above do occur during the course of the study, a complete description of those effects and the steps taken to mitigate them must be submitted to the committee as an amendment to this protocol.

Is death an endpoint in your experimental procedure? [ ] Yes [X] No

(Note: "Death as an endpoint" refers to acute toxicity testing, assessment of virulence of pathogens, neutralization tests for toxins, and other studies in which animals are not euthanized, but die as a direct result of the experimental manipulation). If death is an endpoint, explain why it is not possible to euthanize the animals at an earlier point in the study. If you can euthanize the animals at an earlier point, describe the clinical signs which will dictate that an animal will be euthanized.

j) Literature search for alternatives and unnecessary duplication:

This section is specifically required by Federal law. You are required to conduct a literature search to determine that either 1) there are no alternative methodologies by which to conduct this study, or 2) there are alternative methodologies, but these are not appropriate for your particular study. "Alternative methodologies" refers to reduction, replacement, and refinement (the three R's) of animal use, not just animal replacement. You must also show that the study is not unnecessarily duplicative of other studies.

What was the date on which you conducted this search? N/A

List the databases searched or other sources consulted (there should be more than one). Include the years covered by the search.

Database Name	Years Covered	Keywords / Search Strategy

What were your findings ,ith respect to alternative methodc ,ies?

Since there are no experimental procedures that will be conducted in this protocol, no databases were searched for alternative methodologies. This protocol is for basic animal husbandry procedures that are employed at the primate center, and will be performed on the PTF colony animals.

Has this study been previously conducted? N/A [] Yes [ ] No

If the study has been conducted previously, explain why it is scientifically necessary to replicate the experiment.

N/A

k) **Disposition of animals:** At what point in the study, if any, will the animals be euthanized?

Euthanasia will be done by clinician's advice.

l) **Methods of euthanasia:** Even if your study does not involve killing the animals, you should show a method that you would use in the event of unanticipated injury or illness. If anesthetic overdose is the method, show the agent, dose, and route.

Species	Method	Drug	Dose (mg/kg)	route
M. Cynomolgus	as per CRPRC guidelines	Barbituate	overdose	as per CRPRC guidelines

m) **Surplus animals:** What will you do with any animals not euthanized at the conclusion of the project?

Animals will remain in the colony

n) Project Roster: Please provide the names of all the individuals who will work with animals on this project. This page will not be made available to the public. Give either the University Employee ID # or a valid UC Davis email address so that we can document training and occupational health compliance for regulatory agencies. Include all investigators, student employees, post-doctoral researchers, staff research associates, post-graduate researchers and laboratory assistants who will actually work with the animals. You don't need to include the staff of the vivarium in which your animals will be housed.

The principal investigator is responsible for keeping this roster current. If any staff is added or subtracted from this project, you must amend the protocol by sending the campus veterinarian a memo describing any changes.

Last Name	First Name	Middle Name	UC ID Number or SSN	Email Address

Occupational Health Program:

Supervisors must enroll their employees in the campus Occupational Health Program if the workers are at increased risk of illness or injury (such as allergy, physical injury, or infectious disease) because of their work. Enroll workers by having them complete an "Animal Contact History Form", available from Employee Health Services (phone 752-2330). For further information, visit our web site at *http://clueless.ucdavis.edu/health/* or read the UC Davis Policy & Procedure Manual 290-25.

Training:

Supervisors are responsible for insuring that their employees are adequate trained, both in the specifics of their job and in the requirements of the Federal Animal Welfare Act. EH&S offers free, basic wet labs in laboratory animal handling and techniques, and lecture format classes in the requirements of the Animal Welfare Act. To schedule a class for your unit, contact EH&S at 2-2364. Autotutorials are also available on the world wide web at *http://clueless.ucdavis.edu/*.

mcy

QB-5-5

25205

California Primate Research Center

1

ANIMAL NUMBER | PAGE

DATE	WEIGHT (KG)	TB TEST	24-HR. READING	48-HR READING	72-HR READING	APPETITE (G,F,P)*	WATER IN. (G,F,P)*	STOOL (N,SS,L,B)**	OBSERVATION	INIT
2/1/90									Recieved in Quarantine	PD
2/5/90	1.6	m/R	-	-	-				0.5ml Ket, CBC, SERUM, Rectal,	
									Stool sample, tattoo, Physical	PD
2/8/90	thur								1 multi-vitamin DAILY	PD
2/12/90									BLED 3ml w/o # 4826	PD
2/20/90	1.7	m/L	-	-	-				0.5 ml Ket	PD
3/5/90	1.7	m/R	-	-	-				0.5ml Ket	PD
		A/L	-	-	-					
3/12/90									WORMED with 1/2 ml telmin Daily	
									for 3 days	PD
3/19/90	1.8								0.5ml Ket (NO tuberculin)	PD
4/2/90	1.8	m/R	-	-	-				0.5ml Ket (Started Quarantine	
									over)	PD
4/16/90	1.9	m/L	-	-	-				0.5ml Ket	PD
4/30/90	2.0	m/R	-	-	-				0.5ml Ket	PD
		A/L	-	-	-					
5/15/90	1.83	m/L	2	2	3				0.5ml Ket	PD
5/29/90	2.01	m/R	-	-	-				0.5ml Ket	PD
6-11-90	1.96	m/L	-	-	-				0.5 ml Ket, bled 3ml w/o # 5945	VS
7-31-90									RELEASED FROM QU -	SL
7/31/90									~~NO NO EVALUATION = SEE FORMS~~ ♂	AT
7/31/90	2.0								Quarantine Screen out PX elem	
									Chest films, dental screened	
									this A.M.	Jw

Measles Vaccine Administered

730620.01

* G = good, F = fair, P = poor

** N = normal, SS = semi-solid, L = liquid, B = bloody

D4681 (2/77)

MQ 25205	California Primate Research Center	2
Animal Number		Page

Date	WEIGHT (KG)	TB TEST	24-HR READING	48-HR READING	72-HR READING	APPETITE (G,F,P)*	HYDRATION (G,F,P)*	STOOL (N,SS,L,B)**	Observation	Init
8-20-90									MALARIA TREATMENT, SEE SCHEDULE	DR
8/29/90	2.20									PD
9-25-90	2.23	m/R	-	-	-				1 cc Ket	TL
10/10/90						G	G	N	SO/BAR - small wound on (L)	
									thumb - no bleeding	
									AP/ monitor.	TS.
10/17/90						G	G	N	SO/BAR - small amount of bloody	
									serous nasal discharge noted	
									AP/ Will monitor - if bleeding	
									Continues. P.F.	TB.
10/24/90	2.45									RB
11/27/90	2.40									TL
12/19/90	2.43									RB
1/14/91						G	G	N	SO - Reported trauma to finger	
									Appears to be minor cut on	
									RB3	
									AP monitor, slowed L.S.	
									(minimal) lately	SL
1/15/91	2.31	m/R	-	-	-				1.5 cc Ket	RB
2/12/91	2.48									VB
3/12/91	2.47									RB
4/2/91						G	G	N	SO/BAR Rpt'd for vomit - conf.	
									AP/ Monitor	PAC
4/10/91	2.56									PD
5/9/91	2.55	m/R	-	-	-				0.5 ml Ket	[illegible]

* G = good, F = fair, P = poor
** N = normal, SS = semi-solid, L = liquid, B = Bloody

D4681 (2/90)

730620.01

~~89~~ 25205	California Primate Research Center	3
ANIMAL NUMBER		PAGE

DATE	WEIGHT (KG)	TB TEST	24-HR READING	48-HR READING	72-HR READING	APPETITE (G,F,P)*	WATER IN. (G,F,P)*	STOOL (N,SS,L,B)**	OBSERVATION
5-16-91						G	G	SS	SO: BAR
6-4-91									Bled 3cc Serum Bank wo # 1418
6-6-91	2.76								
6/22/91						G		N	SO: BAR. Missing part of PIII pad on rt hand DLP. Appears hold, but tendency to hold hand ~~[illegible]~~ guarded. (A) Trauma Rt H DLP (D) 1/2 3 RC wt 1 RB
7/10/91						G	G	N	SO: BAR. Rept'd L-Stool, N-Stool also
7/18/91						G	G	CC	SO/BAR
7/19/91						G	G	SS	SO/BAR reported for L-stool. SS stool noted. P/ monitor
7/22/91	2.82								
9/11/91	2.85	M/L	—	—	—				15 cc Rt
9/13/91						G	G	CC	SO: BAR Rpt'd for [illegible] present on cage mell [illegible] of food. AP: Monitor
9/20/91									Moved to 1612-8 mo # 4593
11/6/91	3.15								
11/7/91						G	G	N	SO: BAR reported for liquid stool but only noted 0.5 oz (A) 100 oz - monitor

* G = good, F = fair, P = poor

** N = normal, SS = semi-solid, L = liquid, B = bloody

D4681 (2/7

730620.01

25205	California Primate Research Center	4
Animal Number		Page

Date	WEIGHT (KG)	TB TEST	24-HR READING	48-HR READING	72-HR READING	APPETITE (G,F,P)*	HYDRATION (G,F,P)*	STOOL (N,SS,L,B)**	Observation	Init
11/8/91						G	G	N	SO: Loose reported. BAR	M
11-27-91						G	F/G	L	SO: BAR, reported for liquid	
									stool, liquid stool confirmed	
									A: Intermittent liquid stool	
									P: Monitor	RB
11/28/91						G	G	L/SS	SO: BAR Continued L-stool	JMR
11/29/91						G	G	L	SO: BAR Continued L-stool	
									AP: R/C SS if diarrhea persists	JMR
11/30/91						G	G	L/SS/N	SO: BAR Continued L-stool	JMR
12/1/91						G	G	SS/N	SO: BAR Rpt'd L-stool	JMR
12-19-91									B/C'd 8cc w/o # 3064 CRX01	LA
12/20/91	3.13									RB
1/5/92						G	G	N	SO: BAR. Polydypsia, lean.	
									Rept'd depression, dehydrat.	
									A: R/O polydypsic disorders,	
									eg. Diabetes mellitus, hyperadrenocorticism, psychogenic polydypsia	
									etc. P: PP3 ⊗, Then	
									schedule PE when get results	KSH
1/9/92						G	G	L/B/SS ①	BAR - loose stool w/ fresh	
									blood	
									A/P Follow plan as per 1/5 plus	
									CBC ⊗ + R/C ⊗ to R/O Shigella	MI

730620.01

* G = good, F = fair, P = poor

** N = normal, SS = semi-solid, L = liquid, B = Bloody

① ~~[illegible]~~ MK

D466

25205	California Primate Research Center	5
Animal Number		Page

Date	WEIGHT (KG)	TB TEST	24-HR READING	48-HR READING	72-HR READING	APPETITE (G,F,P)*	HYDRATION (G,F,P)*	STOOL (N,SS,L,B)**	Observation	Init
1/15/92									O: CBC - 1/9/92 WNL	
									R/C - 1/9/92 neg	
									PP3 - 1/8/92	
									1) Elevated GGT (103)	
									2) Sl elev. alk Phos (814)	
									A: Possible hepatic disease	
									P: Liver Panel, Then	
									Bile Acids if abnormal	KGM
1/29/92	3.38									RD
2/24/92						G	G	N	SO: BAR. Repl'd LSH not obo	KG
2/26/92	3.44									RD
3/9/92						G	F	SS	SO: BR pgl for 4 stool	
									Day 1 @ month	
3/10/92									ORT	SS
3/11/92						G	F	L	SO: BR (P) monitor (Dg 2) ORT	
[illegible]						G	G	L	SO: BR Dg 3	
									[illegible] TMS Erythro	
3/12/92						G	G	L	SO: BR stat & enrofloxacin	
									instead of TMS/Erythro. ORT	
3/13/92									SO: BAR 1 liter ORT	SS
									Enrofloxacin (DRUG) 17.2 (DOSE) .75 (AMT.) im (ROUTE) BID (FREQ.)	
									3/13 (START) 3/18 (END) 6 (DAY) ADD. COMMENTS:	
									25205 (AN. #) 1612-8 (LOC.)	KS

* G = good, F = fair, P = poor
** N = normal, SS = semi-solid, L = liquid, B = Bloody

Culture data - 1-7-92 not 1-8-92
Kem 1/15/92

D4681 (2/90)

730620.01

25205	California Primate Research Center	6
ANIMAL NUMBER		PAGE

DATE	WEIGHT (KG)	TB TEST	24-HR READING	48-HR READING	72-HR READING	APPETITE (G,F,P)*	WATER IN. (G,F,P)*	STOOL (N,SS,L,B)**	OBSERVATION	INIT
3-14-92						G	G	SS/L	BAR, reported for liquid stool	TB
3/14/92									Gave large	BG
3/24/92	3.55									[illegible]
3/29/92						G	G	N	SO/BAR Confirm nomition. 1st pt.	[illegible]
3/31/92						G	G	L	S/P BAR R/L 4 SS down with nomition	
									NST P/ Repeat R/L 4 SS of	
									Remain.	CAH
4-[illegible]-92						① G	G/F	C/L	S/P BAR Repto. for liquid stool	
									Notice poor appetite with	
									recess consumed. Increase day time observed	
									appetite continuation	
									at bedtime. R/L 4 SS	CAH
4-2-92						G	G	SS/L	SO: BAR reported stool	
									await results begin enrofloxacin	
									Enrofloxacin 17.8 1.8 1m S/D DRUG DOSE AMT. ROUTE FREQ.	
									4/2 4/6 5 START END DAY ADD. COMMENTS:	
									25205 16128 AN. # LOC.	KS
4-22-92	3.64									VB
5/27/92	3.63	M/C	-	-	-				.5cc Ket	[illegible]
6/2/92									SO: .5cc Ketamine due to	
									rectal prolapse induced	
									easily. (Prolapsed when	
									moved from cage).	KEM
6/4/92									Bled 3ml W.O.# 4677 6/4/92 SRY ab screen .5cc Ket	[illegible]

730620.01

* G = good, F = fair, P = poor ② CAH error 4/1/92 ① error CAH 4/1/92

** N = normal, SS = semi-solid, L = liquid, B = bloody

D4681 (2/77)

MN

Animal Number: 25205	California Primate Research Center	Page: 7

Date	WEIGHT (KG)	TB TEST	24-HR READING	48-HR READING	72-HR READING	APPETITE (G,F,P)*	HYDRATION (G,F,P)*	STOOL (N,SS,L,B)**	Observation	Init
6/17/92	3.83									[illegible]
7-28-92	3.89									[illegible]
7/30/92									Ketet Bled 20 mls [illegible]	[illegible]
8/19/92	3.91									[illegible]
9/21/92	3.95	m/R	-	-	-				15 [illegible]	[illegible]
10-2-92									7 Ket; Bled 20 ml [illegible]	[illegible]
10/16/92						G	G	N	S/O BAR; report for	
									liquid stool increased	[illegible]
10/24/92						G	G	N	S/O BAR reported trauma to	
									finger - cor curved. Appears	
									to be abrasion on top of	
									RS (R) hand	[illegible]
[illegible]						G	[illegible]	[illegible]	[illegible]	
									[illegible]	
11/25/92	4.55									[illegible]
11/29/92						G	G	N	S/O: BAR. sneezing. excellent	
									condition.	
									A: possible infection of upper respiratory	
									tract.	
									P: PE + swab tomorrow if persisting.	JW
12/11/92									Moved → HB1	[illegible]
12-15-92						G	F/G	C/C	S/O: rpt'd diarrhea	AR
11-28-92						G	G	CC	S/O: BAR reported liquid stool day 1	JG
1-13-93	4.71									T
1/27/93									Chaired W106986 PCP01	M

* G = good, F = fair, P = poor
** N = normal, SS = semi-solid, L = liquid, B = Bloody

730620.01

25205	California Primate Research Center	8
Animal Number		Page

Date	WEIGHT (KG)	TB TEST	24-HR READING	48-HR READING	72-HR READING	APPETITE (G,F,P)*	HYDRATION (G,F,P)*	STOOL (N,SS,L,B)**	Observation	Init
1/26/93	Late	Entry				12	12		.5cc Kit collected for project #1939	MC
1/28/93									Restraint: -	M
2-2-93									moved to SW1612-52	TO
2-5-93									Given OPT	RD
2-9-93						G	G	N	SO: BAR upset for dehydration, animal	
									appears fairly bright, dark	
									eye & skin may be misleading.	
									(P) BAR	A
2-21-93						G	G	J	SO: BAR upset from trauma - stool removed	
									from (P) Dr. but no bm reported;	
									separated w/ Granulex	
3-5-93						G	G	L/N	SO: BAR regulated for Y stool	
									normal & liquid observed daily	
3/9/93									Bled Sci (1) 67539 CRB01	
3/17/93	4.82	MR/AR	-	-	-				.5cc Kit	TE
3/19/93						G	G	L	SO: BAR 1st reactor regarding	
									Y stool, monitor since weekend	
									abnormalities	
3-22-93						G	F/G	SS	SO: BAR loose stool, improved	
									from 3/22. Continue to monitor	
3-23-93									Given OPT	RD
3-25-93						G	G	JJ	SO: BAR intermittent soft stool	
									P: monitor	
4-2-93						G	G	S/L	SOBR pt'd & ate	
4/16/93						G	G	L	SOBR pt'd & ate	

* G = good, F = fair, P = poor (1) wrong entry, 3/9/93
** N = normal, SS = semi-solid, L = liquid, B = Bloody

D4681 (2/90)

730620.01

25205	California Primate Research Center	9
Animal Number		Page

Date	Weight (kg)	TB Test	24-HR Reading	48-HR Reading	72-HR Reading	Appetite (G,F,P)*	Hydration (G,F,P)*	Stool (N,SS,L,B)**	Observation	Init
4-22-93						G	G	L	SO: BAR rpt'd Liquid	A.
5-6-93						G	G	L/N	SO: BAR repd liquid stool day 1	JW
5-17-93						G	G	N/L	SO: BAR rpt'd Liquid	AIC
5-17-93						G	G	N/L	SO: BAR stool partially liquid	JW
5/19/93	5.15									TC
5/17/93									0.5cl Ket, BED Lord w/o 8435	PO
5-22-93						G	G	N/L	SO: BAR rpt'd Liquid	AK
5-24-93						G	G	N/N	SO: BAR rpt loose stool	JW
6/6/93									Moved to AD1-55 [illegible]	[illegible]
[illegible]						G	G	[illegible]	[illegible]	[illegible]
6/19/93						G	G	SS	SO BAR. Comp. vomit - dig.	
									food	KGM
7-2-93						G	G	N	SO: BAR rpt'd depression Not confirmed	AK
7-27-93	5.00									VP
28 July 93						G	G	L	SO: BAR Rpt'd for Liq St. - Confirmed	RP
29 July 93						G	F	SS	SO: BAR - Variable stool and	
									vomit confirmed -	
									AP - monitor stool	BC
9/28/93	5.34	[illegible]	-	-	-				[illegible]	[illegible]
11-2-93	5.76									TC
11/8/93						F	G	C/C	SO: BAR - loose stool not confirmed	
									- clean cage	BC
11/9/93						G	G	C/C	SO: BAR - loose stool not confirm	SDS
									So monitor stool since clean cage	
11/23/93						G	G	L/N	SO BAR varied stool & well out [illegible] this [illegible]	
									(AP) Monitor for persistance	BC

* G = good, F = fair, P = poor
** N = normal, SS = semi-solid, L = liquid, B = Bloody

D4681 (2/90)

730620.01

25205	California Primate Research Center	10
Animal Number		Page

Date	Weight (kg)	TB Test	24-HR Reading	48-HR Reading	72-HR Reading	Appetite (G,F,P)*	Hydration (G,F,P)*	Stool (N,SS,L,B)**	Observation	Init
12/1/93									Sce ket bled 5cc w/o 2977	
									CRB01	PL
1-6-94									BLED 8cc w/o 3327 CRB-01	LA
2/2/94						G	G	N	S/O: Reported depressed.	Kg
3-30-94	5.777	M/A	-	-	-					
		M/A	-	-	-				Locket tatoo s/B	TO
4/3/94						G	G	N	SO: BAR. CONFIRMED VOMIT	
									AP: NO HX, DAY 1, MONITOR	EC
4/22/94									S/O: Tech reported in afternoon	
									that animal had 2 lacerations	
									on lower (L) arm. O. took ket	
									to examine. Two old, scabbed	
									and superficial wounds	
									on (L) forearm and (L)	
									medial carpus. Cleaned	
									w/ DNS + applied TAO.	
									No associated swelling	
									or discharge	
									A: old healing abrasions.	
									P: Monitor. Apply TAO PRN	Kg
5/11/94						G	G	N	S/O: Pt sedated to exam Lower	
									(L) arm. 4 areas of abrasion noted	
									in full thickness of skin/epi. None	
									were red or swelling. Cleaned w/ DNS	
									applied TAO, monitor for infection	A

* G = good, F = fair, P = poor
** N = normal, SS = semi-solid, L = liquid, B = Bloody

D4681 (2/90)

730620.01

25205	California Primate Research Center	11
Animal Number		Page

Date	WEIGHT (KG)	TB TEST	24-HR READING	48-HR READING	72-HR READING	APPETITE (G,F,P)*	HYDRATION (G,F,P)*	STOOL (N,SS,L,B)**	Observation	Init
5/26/94						G	G	N	SO: BAR reported for liquid stool	
									normal observed this AM.	
6-13-94	6.08	M/R	-	-	-				1.0 cc Ket Dental SB	TO
6-23-94									Blood 13 ml CRX01 cc Ketamine 5.4 gm	TO
8-8-94	6.31									TO
									SO: BAR. 6 cc Ket. Abrasion	
9/11/94									to (L) forarm. Animal	
									may have gnawed himself.	
									wound was very superficial	
									+ old, was already scabbing	
									over. Shaved area cleaned	
									wound w/ DNS + applied	
									granulex.	
									P: Monitor healing. Should	
									heal fine by itself.	CJ
9/12/94					(3)	G	G	cc	SO: BAR RE. vomit. Monitor	
9/26/94									moved → CJS 1612	
10-3-94	6.67	M/R	-	-	-				1 cc Ket Dental	TO
(2) 10/19/94									moved → 1605-8	
10/31/94									.5 cc Ket. Blood 10 cc 7257 CRB01	
11/2/94	6.97								SO: BAR, 0.6 cc Ketamine Dexam	
									Dam wounds present. Ignorant	
									Hx of wounds in this area	
									Canines are intact which may	
									lead to problem.	

* G = good, F = fair, P = poor
** N = normal, SS = semi-solid, L = liquid, B = Bloody

Chronology entry 9/26/94

(2) late entry 10/24/94

730620.01

D4681

25205	California Primate Research Center	2
Animal Number		Page

Date	WEIGHT (KG)	TB TEST	24-HR READING	48-HR READING	72-HR READING	APPETITE (G,F,P)*	HYDRATION (G,F,P)*	STOOL (N,SS,L,B)**	Observation	Init
									(A) Small laceration (D) small laceration (L) forearm. (R) cleaned wounds applied gauze schedule clean cut two week. Notify research services of possible stereotypic behavior.	
11/22/94	7.03									
11/26/94						G	G	N	SO BAR Rpt for finger trauma	
									A: Minor trauma w/ tx of (R) D2	
									P: Not Tx needed - monitor	
12/7/94						G	G	N	SO BAR Reported for vocalizing - unfirmed.	
									P: Monitor for recurrence	
12/29/94	7.35								S/O: Reported for self-trauma to (L) forearm 0.7cc ket. Traumatic lacerations to both forearms. (L) forearm has small 1/2cm full-thickness skin laceration not involving underlying muscle. Cleaned + sutured w/ 3-0 vicryl. Surrounding tissue contains multiple bruises + contusions. (R) forearm laceration is ~1cm	

* G = good, F = fair, P = poor
** N = normal, SS = semi-solid, L = liquid, B = Bloody

D4681 (2/90)

730620.01

25205	California Primate Research Center	13
Animal Number		Page

Date	WEIGHT (KG)	TB TEST	24-HR READING	48-HR READING	72-HR READING	APPETITE (G,F,P)*	HYDRATION (G,F,P)*	STOOL (N,SS,L,B)**	Observation	Init
12/29/94	(cont)								full-thickness skin laceration	
									with minimal trauma to underlying muscle. Cleaned + sutured	
									w/ 3-0 vicryl, + wrapped	
									hand + forearm w/ sponges	
									+ elastikon. Given 1 cc	
									PPG SQ.	
									A: Self-inflicted bite wounds	
									to both forearms.	
									P: ✓ bdg for Δ sat.	
									Check sutures: on (L)	
									arm daily. Monitor	
									for further evidence of	
									self trauma	KS
12/30/94						G	G	N	SO: (R) arm sutures out	✓
									(R) arm bdg as sutures	
									out but both wounds	
									are evidently appear to	
									healing well.	
									A: Healing self trauma	
									P: Leave bdg off. ✓	
									dressings daily to ensure	
									apposition	CT
1/1/95						G	G	N	SO: BAR; (R)+(L) arms st intact +	
									wounds healing well	CS

* G = good, F = fair, P = poor
** N = normal, SS = semi-solid, L = liquid, B = Bloody

D4681 (2/90)

730620.01

25 208	California Primate Research Center	14
Animal Number		Page

Date	WEIGHT (KG)	TB TEST	24-HR READING	48-HR READING	72-HR READING	APPETITE (G,F,P)*	HYDRATION (G,F,P)*	STOOL (N,SS,L,B)**	Observation	Init
1/2/95						G	G	N	SO: BAR, st. intact on (L) + (R) arms.	
									(R) arm sutures site is swollen	
									+ somewhat moist	
									P: discuss w/ vet.	[illegible]
1/24/95	7.10	M/L	–	–	–				Ice Lot, DENTAL	JV
1/30/95									SO: P3 or D3 of (R) hand	
									abraided – PE revealed only	
									mild abrasion w/ no sign of fx	
									P: monitor digit and reexamine	
									if infection appears	KW
2/17/95						G	G	L/SS	SO: [illegible]	
									monitor for persistence	[illegible]
3/21/95	7.46									JV
4/6/95									SO: Performed pulpotomy on	
									upper canines and blunted	
									lower canines. See dental report	
									P: offer soft diet	RG
4/17/95									S/O: Reported by investigator	
									[illegible] for self-trauma	
									to (L) arm. Cut [illegible]	
									superficial but bleeding	
									2x3 cm abrasion on dorsal	
									aspect of (L) distal forearm,	
									almost on wrist. Cleaned	
									w/ DNS, placed adaptic +	

* G = good, F = fair, P = poor
** N = normal, SS = semi-solid, L = liquid, B = Bloody

D4681 (2/90)

730620.01

25205	California Primate Research Center	15
Animal Number		Page

Date	WEIGHT (KG)	TB TEST	24-HR READING	48-HR READING	72-HR READING	APPETITE (G,F,P)*	HYDRATION (G,F,P)*	STOOL (N,SS,L,B)**	Observation	Init
4.17.95	(Cont)								dry body.	
									A: Re-occurrence of (C)	
									from self-trauma	
									(occurred on 9/22/94 +	
									9/11/94, on 11/2/94)	
									Continued condition is	
									guarding future.	
									P: ✓ bd. to remove Dr.	
									Ved ✓ bd. and to	
									protect from further	
									self trauma and	
									(for protection of wound)	KH
4-18-95									SO. BAR Bd. tow. O.Jca	
									Ketamine. to removed	
									Bd. wound clean. Granulated	
									Did not rebandage.	
									P: Granulex Daily	
									✓ area for signs of	
									retraumatizing	KH
4-19-95						G	G	G	SO. BAR Granulated area	
									lower. wound looks good.	
									No signs of retraumatizing	KH
4-21-95						G	G	N	SO. BAR Granulated area.	
									Wound is scabbing well w/	
									no signs of new trauma	KH

* G = good, F = fair, P = poor
** N = normal, SS = semi-solid, L = liquid, B = Bloody

D4681 (2/90)

730620.01

252225	California Primate Research Center	16
Animal Number		Page

Date	WEIGHT (KG)	TB TEST	24-HR READING	48-HR READING	72-HR READING	APPETITE (G,F,P)*	HYDRATION (G,F,P)*	STOOL (N,SS,L,B)**	Observation	Init
4/24/95						G	G	N	SO: BAR; not on report	
									Recheck of left wrist trauma. Superficial	
									laceration of left wrist	
									is almost completely healed	KH
5/21/95						G	G	N	SO: BAR gave 0.6cc ketamine to	
									clean, observe trauma to (L) forearm.	
									shaved the forearm and cleaned with	
									DNS — wound is blunt trauma,	
									still superficial, but self-inflicted.	
									applied antibiotic ointment to entire	
									area.	
									A: recurrent self trauma	
									P: - clean with DNS, assess need	
									to bandage	
									- assess for enrichment	KH
5-22-95									SO: BAR Animal Anesthetized	
									for TB testing + WTS of Room.	
									Cleaned forearm w/ DNS.	
									Bd'd w/ WET -> DRY BD.	
									on arm. Had sore	
									on neck from too tight	
									collar. Collar removed.	
									TAU to neck	
									P: Δ Bd. 5-23	KH

* G = good, F = fair, P = poor
** N = normal, SS = semi-solid, L = liquid, B = Bloody

D4681 (2/90)

730620.01

75205	California Primate Research Center	17
Animal Number		Page

Date	WEIGHT (KG)	TB TEST	24-HR READING	48-HR READING	72-HR READING	APPETITE (G,F,P)*	HYDRATION (G,F,P)*	STOOL (N,SS,L,B)**	Observation	Init
5/22/95	7.51	M/R	–	–	–				1 cc ket, Dented	JV
5/23/95									SO: 0.8 ml ketamine. Removed	
									bandage. Superficial wound on	
									the left forearm was cleaned &	
									flushed, and granulex. Left	
									wound unbandage.	
									P: granulex wound daily	MD
5-24-95									SO: BAR No BD on arm.	
									Granulexed arm.	KH
5-26-95									SO: BAR Granulexed Forearm.	
									wound had some fresh	
									blood on it. Seems to	
									have been recently	
									~~retraumatized~~. Possibility	
									that granulex is irritating	
									wound + causing animal	
									to re-injure it.	
									P: Vet assess TX	KH
5-27-95									SO: Applied Aloe Vera to (2) arm	
									wound.	KH
5/28/95									SO. (2) forearm wound	
									scabbing over. Licks aloe vera	
									off when applied	
									A: Healing forearm wound	
									P. D/C aloe vera + let wound	
									heal	

* G = good, F = fair, P = poor
** N = normal, SS = semi-solid, L = liquid, B = Bloody

D4681 (2/90)

730620.01

25205	California Primate Research Center	18
Animal Number		Page

Date	WEIGHT (KG)	TB TEST	24-HR READING	48-HR READING	72-HR READING	APPETITE (G,F,P)*	HYDRATION (G,F,P)*	STOOL (N,SS,L,B)**	Observation	Init
5/30/95						G	G	N	SO: BAR Re: TRMA ARM	
									A: Self biter	
									P: Monitor	DA
5-30-95									SO: BAR Aloe Vera Spray to arm	
									Wound Healing well	RA
5-31-95									SO BAR Aloe Vera to arm.	KA
6-5-95									SO: BAR Aloe Vera to arm	
									P: Cassels D/C	KA
6/5/95									A: lesion nearly healed	
									good epithelization	
									P: D/C	DA
6/23/95						G	G	N	SO: Re Blood	
									A: reopened old lesion tip of D4	
									Band Not if necessary	DA
7/24/95	7.55									[illegible]
9/8/95									moved to → 2003	[illegible]
10-4-95									S/O Not in report for self-	
									trauma since 4/22.	
									A: Self-traumatized but	
									no recent episodes	
									P: D/C from OV sheet.	KA
10/26/95	7.65	N/C	-	-	-					[illegible]
10/26/95						G	G	N	SO: BAR Re: vomit - confirmed	
									A: 1st report P: Monitor for	
									recurrence	KE

* G = good, F = fair, P = poor
** N = normal, SS = semi-solid, L = liquid, B = Bloody

D4681 (2/90)

730620.01

MCV 25205

California Primate Research Center

19

Animal Number — Page

Date	WEIGHT (KG)	TB TEST	24-HR READING	48-HR READING	72-HR READING	APPETITE (G,F,P)*	HYDRATION (G,F,P)*	STOOL (N,SS,L,B)**	Observation	Init
11.4.95						G	G	SS/N	S/O: BAR. Rept. lig stool	G
12/14/95	8.15									[illegible]
[illegible]	[illegible]	[illegible]	[illegible]	[illegible]	[illegible]				[illegible]	[illegible]
4/12/96	9.24									[illegible]
4.22.96						G	G	L	S/O: BAR. Reptd lig stool.	
									A: 1st recent rpt. P monitor	KG
4/23/96						G	G	L/N	S/O: BAR, [illegible] (cage cleaned), [illegible] 4/1	
									[illegible] L on 4/24 after [illegible] 4/1	[illegible]
						G	L/N		S/O: Stool is very bloody & mucoid, & is scant in quantity.	
									A: Possible Shigellosis	
									P: Start bactrim pending	
									R/C results.	KG
4.24.96									S/O: SS (4/23): 4+ RBC, 4+ WBC, no parasites see.	
									R/C pending.	KG
4.29.96									S/O: R/C (4/23) negative.	
									A: Diarrhea resolved w/TMS.	KG
6/13/96						G	G	L/SS	S/O: BAR - Rept. (L) stool. N/SS stool observed. - 1st report of (L)	
									stool since 4/23 P monitor	KG
6/13/96	7.85	[illegible]	-	-	-				[illegible]	KG

TMS — DRUG; 33 — DOSE; 4.1 — AMT.; PO — ROUTE; BID — FREQ.

4/23 — START; 4/30 — END; 8 — DAY

25205 — AN.#; 1003-4 — LOC.

ADD.COMMENTS:

* G = good, F = fair, P = poor

** N = normal, SS = semi-solid, L = liquid, B = Bloody

D4681 (2/90)

730620.01

3 S 205	California Primate Research Center	30

Animal Number | Page

Date	WEIGHT (KG)	TB TEST	24-HR READING	48-HR READING	72-HR READING	APPETITE (G,F,P)*	HYDRATION (G,F,P)*	STOOL (N,SS,L,B)**	Observation	Init
[illegible]									[illegible]	
									[illegible]	[illegible]
6/17/96						G	G	L/SS	SO: BAR. Re (L) stool - confirmed	
									A: Intermittent loose stool	
									P: If (L) stool 6/18, observe	
									R/C if SS w/ PI/KS permission	E
6-18-96						G	G	L	SO: BAR Rept. liquid stool	
									Confirmed.	
									P: see above RK + SS for	
									Today.	KH
6-18-96									SO: 2 TOOK R/C SS	KH
6-20-96						G	G	L/SS/N	SO. BAR.	
									SS (6/18) P+ B (6/3) A: Variable	
									stool N/Maintaining hydration	
									P: If (L) stool 6/21 treat w/	
									flagyl x 10d	E
6-21-96						G	G	~L	SO: BAR Rept for Vomit.	
									Confirmed. Also noted	
									liquid under cage see	
									plan above (6-20) for flagyl	
									1st recent report of vomit.	
									P: Monitor for Emesis	
									- Start on flagyl.	
6/22/96						G	G	L	SO: BAR, rep liquid stool	
6/25/96									O: R/C (6/18) - neg	

Metronidazol 39.5 7.55 PO 5 1D
DRUG DOSE AMT. ROUTE FREQ.
6/21 6/30 10
START END DAY
ADD.COMMENTS:
25205 2003-4
AN.# LOC.

* G = good, F = fair, P = poor
** N = normal, SS = semi-solid, L = liquid, B = Bloody

730620.01

25205	California Primate Research Center	21
Animal Number		Page

Date	WEIGHT (KG)	TB TEST*	24-HR READING	48-HR READING	72-HR READING	APPETITE (G,F,P)*	HYDRATION (G,F,P)*	STOOL (N,SS,L,B)**	Observation	Initials
6/25/96									A: Resolving enterocolitis - responsive to fluids & P. Monitor	
7/2/96						G	G	n/SS/L	SO: BAR, confirmed liq. stool, mixed with normal.	
									P: monitor stool	G:
8/8/96	8.05									Tm
8/9/96						G	G	L	SO: BAR rept. liq. stool	
									A: 1st recent report	
									P monitor	LB
8/10/96						G	G	SS/L	SO: BAR reports for liq stool. Stool variable	
									P: Lg persists, collects R/C, SS on monday	RD
8/11/96						G	G	SS/L	SO: BAR. Reports for liq. stool	
									P: collect R/C & SS	RD
8/12/96						G	G	L	SO: BAR R/C ⊗, SS ⊗	Jem
8/15/96						G	G	L	SO: BAR reported PLUNA + unable to coll.	LT
8/16/96									SO: SS (8/12) no pathogens noted	
									RC (8/12) negative. A: intermittent	
									not pathogenic out limiting diarrhea. P: monitor	
									for persistence.	
9/28/96									SO: Anesthetized with 0.6 cc	
									ketamine. Abrasions, bruising, and	
									inflammation of (L) proximal forearm -	
									self-inflicted	

* G = good, F = fair, P = poor
** N = normal, SS = semi-solid, L = liquid, B = Bloody

730620.01

D4681 (2/90)

25205	California Primate Research Center	22
Animal Number		Page

Date	WEIGHT (KG)	TB TEST	24-HR READING	48-HR READING	72-HR READING	APPETITE (G,F,P)*	HYDRATION (G,F,P)*	STOOL (N,SS,L,B)**	Observation
9/29/96									SO (cont'd) Shaved area and
									cleaned with betadyne scrub + alcohol.
									Applied liberal amounts of TAO
									P: Daily visual ✓ of (L) forearm
									to evaluate wound
9-29-96						G	G	N	SO: BAR. Re: Arm Trauma -
									Wound is superficial
									+ clean.
									P: Continue visual ✓s
10/3/96						G	G	N	SO: BAR. Noted recent
									trauma to both arms most
									noticeably the (L) forearm
									P: Cont to monitor. If new
									trauma is observed Reassess
									Also notify enrichment
									coordinator
10.8.96						G	G	N/L	SO: BAR. rept. liq stool - Variable
									stool present; most trauma to
									(L) forearm, appears on
									P: monitor
10/9/96						G	G	L	SO: BAR, wounds unchanged,
									rept for vomiting. P: monitor
10/10/96						G	G	L	SO: BAR. Took p/c, SS
10/12/96						G	G	L/SS	SO: BAR. Wds. Closed, dry, well
									granulated

* G = good, F = fair, P = poor
** N = normal, SS = semi-solid, L = liquid, B = Bloody

730620.01

25205	California Primate Research Center	25
Animal Number		Page

Date	WEIGHT (KG)	TB TEST	24-HR READING	48-HR READING	72-HR READING	APPETITE (G,F,P)*	HYDRATION (G,F,P)*	STOOL (N,SS,L,B)**	Observation	Init
10/13/96						G	G	N	SO: BAR Wds closed, dry. Healing well.	CY
10/14/96						G	G	N	SO: BAR self-limiting diarrhea	
									wounds clean dry & discharge	
									from OR	LR
(1) 10/7/96	7.72									R
11/2/96						G	G	CC	SO: BAR reported vomit, unable to confirm	
12/5/96	7.86									M
1/22/97						G	G	L	SO: BAR liquid stool, last	
									recent report. monitor for	
									further days	
1/23/97						G	G	L	SO: BAR, liquid stool x 2d	
									of L as 1/24 obtain a c SS	
									+ provide supplemental Cline	
									PRN	
1/28/97						G	G	L	SO: BAR 1d recent report of	
									poor stool continue to	
									monitor	
1/29/97						G	G	L	SO: BAR liquid stool persisted.	
									obtain R c SS w permission	
									+ maintain homeostasis while	
									awaiting test results	
1/29/97									R c ⊗ SS ⊗	
1/30/97						G	G	L	SO: BAR maintaining well	
1/31/97						G	G	L	SO: BAR P: await lab results	

* G = good, F = fair, P = poor
** N = normal, SS = semi-solid, L = liquid, B = Bloody

D4681 (2/9)

730620.01

(1) late entry R 10/21/96

25205	California Primate Research Center	24
Animal Number		Page

Date	WEIGHT (KG)	TB TEST	24-HR READING	48-HR READING	72-HR READING	APPETITE (G,F,P)*	HYDRATION (G,F,P)*	STOOL (N,SS,L,B)**	Observation	Init
2/7/97									SO: SS(1/29) revealed no pathogens	
									R/C(1/29) revealed 3 colonies C. jejuni	
									A: Diarrhea self-limiting	BC
2/10/97	7.62								ice Ket dental S/B 3CC	AK
4/8/97	7.90									JV

* G = good, F = fair, P = poor
** N = normal, SS = semi-solid, L = liquid, B = Bloody

D4681 (2/90)

730620.01

RECORD MISSING 2003-4
DUPLICATE

Animal Number: MCY 25205	California Primate Research Center	Page: 25

Date	WEIGHT (KG)	TB TEST	24-HR READING	48-HR READING	72-HR READING	APPETITE (G,F,P)*	HYDRATION (G,F,P)*	STOOL (N,SS,L,B)**	Observation	Init
6/16/97									0.5cc Ket, rept for arm trauma	
									both (R) & (L) Forearm have	
									superficial contusion	
									+ abrasions on medial	
									surface. No full thickness	
									wounds or bleeding	
									(A) Chronic self mutilated	
									both forearms	
									(P) Cleaned, applied TAO	
									ointment for reported self trauma	
6/24/97						G	G	N	SO: BAL rept. for arm trauma	
									The trauma was observed	
									on the (R) ~~arm~~ arm &	
									was superficial + did not	
									appear inflammed or infected	
									animal has Hx of self	
									trauma to arms	
									A: Self trauma	
									P: Notify enrichment coordinator	
									Monitor closely. Assess for	
									anti-anxiety Rx	
6/25/97									0.5 cc Ket, Bid 10 ml U/O 463B	
7/10/97									SO: Maxillary canines were further	
									cut down from previous pulpotomy	
									for being a self-biter. See dental report	

* G = good, F = fair, P = poor
** N = normal, SS = semi-solid, L = liquid, B = Bloody

D4681 (2/90)

730620.01

MCM 25205	California Primate Research Center	26
Animal Number		Page

Date	WEIGHT (KG)	TB TEST	24-HR READING	48-HR READING	72-HR READING	APPETITE (G,F,P)*	HYDRATION (G,F,P)*	STOOL (N,SS,L,B)**	Observation	Init
7/28/97						G	G	L	SO: BAR re liq stool + vomit.	
									Unable to confirm due to cc.	
									P: Monitor	CJ
8/8/97 ①						G	G	SS/R	SO: BAR Re liq stool -	
									unable to confirm	KC
8/11/97	7.65									RA
8/4/97 ②	7.39								Pocket Dental	DR/RA
8/15/97						G	G	N	SO: BAR, Re: liq stool, normal	
									observed	CJ
8/21/97						G	G	N/L	SO: BAR Re liq stool A:	
									variable stool P: Monitor	KC
									as hydration is good	KC
8/22/97						G	G	L	SO: BAR reported liquid stool	
									confirmed A: diarrhea	
									P: monitor for persistence	CW
9/6/97						G	G	SS	SO: BAR Rept'd. Liq stl. Observed	
									semi-solid. P: Monitor	VH
9/8/97						G	G	L	SO: BAR, Rept. liq. stool continued	
									Hydration WNL. A: 2nd Report	
									for liquid stool. P: monitor	
									consider R/C + SS if persist	
									for 4 consecutive days.	ES
9/16/97						G	G	L	SO: BAR, liquid stool confirmed	
									P: monitor stool - consider R/C, SS	BC
9/19/97						G	G	CC	S/O BAR, reported for vomit, sm amt.	IB

* G = good, F = fair, P = poor
** N = normal, SS = semi-solid, L = liquid, B = Bloody

D4681 (2/90)

730620.01

① Should read 8/8/97 KC
② CE - RA - 8/13/97

25205	California Primate Research Center	27
Animal Number		Page

Date	WEIGHT (KG)	TB TEST	24-HR READING	48-HR READING	72-HR READING	APPETITE (G,F,P)*	HYDRATION (G,F,P)*	STOOL (N,SS,L,B)**	Observation	Init
9/19 cont'd									emesis noted.	
									A: no tx necessary at this time	
									P: monitor for persistence	(IB)
9/22/97						G	G	L	SO: BAR, rptd for liquid stool	
									P: monitor for persistent diarrhea	Be
9/23/97						G	G	L	SO: BAR, rept. liq. stool.	
									A: Intermittent repts of liq stool.	
									P: If diarrhea persists get perm. for R/C, SS	SJ
9/24/97						G	G	C	SO: BAR, diarrhea persists	
									P: Obtain R/C, SS today	Be
9/24/97									Collected R/C & SS.	SJ
9/25/97						G	G	L	SO: BAR. Reported for liq. stool.	
									confirmed.	
									P: awaits lab results	(BD)
9/28/97						G	G	N	SO: BAR. Reported for liquid stool. Observed normal stool	
									A: Normal stool.	
									P. Continue to monitor and await lab results.	CJ
10/3/97									SO: R/C (9/24) ⊖, SS (9/24)	
									revealed evidence of inflammation (WBC +),	
									IFA (9/24) ⊖	
									A: Spontaneous remission of diarrhea	Be
10/7/97						G	G	LC	SO: BAR, rept. liq. stool - unable	
									to confirm.	

* G = good, F = fair, P = poor
** N = normal, SS = semi-solid, L = liquid, B = Bloody

D4681 (2/90)

730620.01

25205	California Primate Research Center	28
Animal Number		Page

Date	WEIGHT (KG)	TB TEST	24-HR READING	48-HR READING	72-HR READING	APPETITE (G,F,P)*	HYDRATION (G,F,P)*	STOOL (N,SS,L,B)**	Observation	Init
10/7/97	Cont.								P: Have Vet reassess.	SJ
10/8/97						G	G	N	SO: BAR. reg stool – unable	
									to confirm. Normal stool	
									under cage.	
									A: Spontaneous remission of	
									non-path. diarrhea	
									P: Monitor.	SJ
10/9/97	7.44								BCC Ket dental	PK
10/11/97						G	G	N	SO: BAR reported arm trauma	
									confirmed. 1 small puncture	
									wound to (L) medial proximal	
									forearm. No redness, bleeding	
									or swelling. Observed grooming arm.	
									A: possible self-trauma to arm	
									P: monitor	[illegible]
10/15/97						G	G	L	SO: POTR. Rec'd reg stool	
									– confirmed	
									A: Variable stool. Maintaining	
									good hydration. P: Monitor	
									for persistence	[illegible]
10/20/97						G	G	L	SO: BAR Rec'd L stool	
									A: unable to confirm	[illegible]
10/21/97						G	G	L	SO: BAR. Reported for liq. stool.	
									Cage closed. Hydration stable	
									P: monitor	[illegible]

* G = good, F = fair, P = poor
** N = normal, SS = semi-solid, L = liquid, B = Bloody

D4681 (2/90)

730620.01

25205	California Primate Research Center	59

Animal Number | Page

Date	WEIGHT (KG)	TB TEST	24-HR READING	48-HR READING	72-HR READING	APPETITE (G,F,P)*	HYDRATION (G,F,P)*	STOOL (N,SS,L,B)**	Observation	Init
10/22/97						G	G	SS	SO: BAR. Re Tig stool -	
									A: variable stool (cont	
									hydration P. Monitor if	
									Tig stool consider R/C S/SS	
									+/- flagyl Rx (anti inflam	
									& anaerobic effects)	KE
10/23/97						G	G	C	SO BAR. Re (F) stool	
									- unable to confirm	
									A/P see 10/22/97	KE
10/24/97						G	G	SS	SO: BAR Re Tig stool	
									A: Stool consistent with treatment	
									P: d/c R/C S/SS IFA	[illegible]
10/27/97						G	G	L	SO: BAR Re Tig stool	
									A: cumulative effect	
									P: ✓ on R/C SS IFA see if pending	[illegible]
10/27/97									SO: Tech R/C, SS	[illegible]
10/28/97						G	G	N	SO: BAR Re Tig stool	
									SS (10/27) + WBC	
									A: R/O bacterial enteritis	
									(cont hydration - variable	
									stool P. Await R/C results	KE
10/29/97						G	G	L	SO: BAR Re Tig stool - conf.	
									A/P see 10/28/97	
10/30/97						G	G	L	SO: BAR. Re Tig stool - conf.	
									R/C (10/27) neg.	

* G = good, F = fair, P = poor
** N = normal, SS = semi-solid, L = liquid, B = Bloody

D4681 (2/90)

730620.01

MCU 25205 | California Primate Research Center | 30

ANIMAL NUMBER | PAGE

DATE	WEIGHT (KG)	TB TEST	24-HR. READING	48-HR READING	72-HR READING	APPETITE (G,F,P)*	WATER IN. (G,F,P)*	STOOL (N,SS,L,B)**	OBSERVATION	INIT
10/30/97									A: Nonpathogenic Sig	
Flagyl 370 1.5tab PO SID									Stool P: Flagyl Rx x 10d	KE
DRUG DOSE AMT. ROUTE FREQ.									Monitor	KE
7.4 10/31 11/9 10 ADD.COMMENTS:										
START END DAY										
25205 2003 -01										
AN.# LOC.										
10/31/97						G	G	N	SO: BAR Re: HIGSTL	
									A: on tx	
									P: Monitor	WJ
11/1/97						G	G	L	SO: BAR re liq stool. 0.7 cc Keto	
									IM for Flagyl txt	CG
11/2/97						G	G	N	SO: BAR re Vomit. Confirmed.	
									Small Moderate amt Vomitus under cage.	
									0.7 cc Keto IM for Flagyl txt	CG
11/3/97										
11/4/97						G	G	N	SO: BAR Normal stool today.	
									Gave 0.7cc Ket IM for flagyl tx.	CG
11/5/97						G	G	N	SO: BAR, A: Resolved diarrhea. P: Discharge	
									from GI monitoring	B
11/08/97						G	G	N	SO: BAR.	
									A: Resolved diarrhea.	
									P: Continue to monitor for further reports.	CG
11/09/97						G	G	SS/N	SO: BAR.	
									A: Resolved diarrhea.	
									P: Continue to monitor AHS.	CG

730620.01

* G = good, F = fair, P = poor

** N = normal, SS = semi-solid, L = liquid, B = bloody

D4681 (2/77)

MCY 25205	California Primate Research Center	31
Animal Number		Page

Date	WEIGHT (KG)	TB TEST	24-HR READING	48-HR READING	72-HR READING	APPETITE (G,F,P)*	HYDRATION (G,F,P)*	STOOL (N,SS,L,B)**	Observation	Init
11/17/97						G	G	N	SO: BAR, rept liq stool, unconfirmed	
									P monitor	VB
11/19/97						G	G	L	SO: BAR, rept liq stool, unable	
									to confirm A: 2nd recent rept	
									P monitor for persistence	VB
11/24/97						G	G	N	SO: BAR, granted for poor appetite	
									VT report; monitor for persistence	
12/3/97	7.92									PR
12/3/97						G	G	L	SO: BAR, rept liq stool	VB
1/7/98						G	G	L	SO: BAR. Reptt for liq. stool and	
									vomiting confirmed. 5th intermittent	
									report of liq. stool. Large amount	
									of vomitus on cage. Last report	
									of vomiting (11/2/97).	
									P: If liq. persists, collect R/C, SS,	
									monitor vomiting. refer to vet	PD
1/8/98						G	G	L	SO: BAR. Reptt for liq. stool. confirmed.	
									If persists 1/9/98. Collect R/C, SS	PD
1/9/98						G	G	L	SO: BAR. Took R/C, SS	PD
									SO: BAR. Rec'd liq stool	
									A: PERSISTENT (D) stool of unknown	
									etiology F/O bacterial, parasitic	
									nonpathogenic P. Await	
									lab results to determine	
									medicinal therapy as	

* G = good, F = fair, P = poor
** N = normal, SS = semi-solid, L = liquid, B = Bloody

D4681 (2/90)

730620.01

MCY 25205T

California Primate Research Center

Animal Number | Page

Date	WEIGHT (KG)	TB TEST	24-HR READING	48-HR READING	72-HR READING	APPETITE (G,F,P)*	HYDRATION (G,F,P)*	STOOL (N,SS,L,B)**	Observation	Init
1/9/98									animal is maintaining	
									good hydration.	KE
1/11/98						G	G	N	SO: BAR reported liquid stool	
									not confirmed. Observed	
									normal stool	CN
1/14/98									Moved to 3046-61 7965	MG
1/14/98						G	G	N	SO: BAR SS (1/9) 14 NBC	
									R/C (1/9) neg A: Self-limiting	
									nonpathogenic diarrhea	
1/20/98						G	G	L	SO: BAR Re liq stool -	
									confirmed A: Intermittent	
									usually self limiting	
									nonpathogenic diarrhea	
									P: Monitor	KE
1/21/98						G	G	L	SO: BAR Re liq stool	
									confirmed A: 2nd d. of liq	
									stool Good hydration	
									P: Monitor for persistence	KE
1/22/98						G	G	L	SO: BAR. Re liq stool	
									- confirmed A: Persistent	
									nonpathogenic liq stool	
									P: Monitor consider	
									antiinflam or sacroids	
									if cond persists	KE
1/23/98						G	G	L/B	SO: BAR; rept. liq stool - conf.	

* G = good, F = fair, P = poor
** N = normal, SS = semi-solid, L = liquid, B = Bloody

D4681 (2/90)

730620.01

25205	California Primate Research Center	33
Animal Number		Page

Date	WEIGHT (KG)	TB TEST	24-HR READING	48-HR READING	72-HR READING	APPETITE (G,F,P)*	HYDRATION (G,F,P)*	STOOL (N,SS,L,B)*	Observation	Init
1/23/98	Cont								AP. Dec 1/22/98	S
1/24/98						G	G	N	SO: BAR Re Liquid stl. Observed	
									normal: P: Monitor for further	
									repts.	VH
2/24/98						G	G	N	SO: BAR Re: liquid stool -	
									not confirmed	
									P: monitor	IB
2/24/98	7.40	M/R	-	-	-				looked Dental	
		A/L	-	-	-					KA
3/9/98						G	G	4/SS	SO: BAR Re L/4 STL	
									A: Stool variable	
									P. Monitor	DT
3/10/98						G	G	U	SO: BAR Re L/4 STL	
									A: unable to confirm	
									P: Monitor	DT
3/11/98						G	G	U	SO: BAR Re L/4 STL	
									A: 3rd Day	
									P: R/C SSS	DT
3/11/98									SO: Took R/C, SS	DT
3/16/98									SO: R/C 3/11/98	
									negative	
									SS 3/11/98	
									2+ E. histolytica	
									P: Consider Tx for E. histolytica	DT

Doxin 88.8 2.22 PO TID
DRUG DOSE AMT. ROUTE FREQ.
3/19 3/28 10
START END DAY
ADD.COMMENTS:
25205 2016-4
AN.# LOC.

Flagyl 370 1.48 PO 5ID
DRUG DOSE AMT. ROUTE FREQ.
3/19 3/28 10
START END DAY
ADD.COMMENTS:
25205 2016-4
AN.# LOC.

body

D4681 (2/90)

25205	California Primate Research Center	34
Animal Number		Page

Date	WEIGHT (KG)	TB TEST	24-HR READING	48-HR READING	72-HR READING	APPETITE (G,F,P)*	HYDRATION (G,F,P)*	STOOL (N,SS,L,B)**	Observation	Init
3/21/98						G	G	N	SO: BAR Dosed with 0.6cc ket.	
									IM. for Flagyl tx.	ES
3/22/98						G	G	N	SO: BAR re Vomit. Vomitus seen	
									on cage bars	
									A: Vomiting likely due to Ketamine/	
									Flagyl	
									P: Monitor Emesis	CY
3/22/98									SO: 0.6cc Keb IM for Flagyl tx	CY
3/23/98						G	G	N	SO: BAR re vomit	
									A: Likely 2° to Ketamine	
									P: Monitor Frequency	
4/22/98	8.01									
4/23/98						G	G	N	SO: BAR Re HIGH STR	
									A: 1st recent report	
5/14/98									moved → BB4002-52	EV/RA
(1) 8/14/98									1/2 cc ket for move	EV/RA
6/15/98	7.46								.8cc KET Im [redacted]	
9/23/98									.8cc KET Im WO# 7075 Project# (RBC) 10mL	
10-19-98	7.58								.8cc KET. IM. [redacted]	
12/15/98									MOVED TO SS 8916	MH
12/16/98						G	G	L	SO: BAR, liquid stool this AM recent	
									move; monitor for persistent diarrhea	

* G = good, F = fair, P = poor

** N = normal, SS = semi-solid, L = liquid, B = Bloody

D4681

(1) LE -5/15/98 -RA

730620.01

25205	California Primate Research Center	35
Animal Number		Page

Date	WEIGHT (KG)	TB TEST	24-HR READING	48-HR READING	72-HR READING	APPETITE (G,F,P)*	HYDRATION (G,F,P)*	STOOL (N,SS,L,B)**	Observation	Init
12/17/98						F	G	G	SO: BAR. Reported for poor appetite	
									confirmed. 1 left over cookie but	
									ate seeds 1st report	
									P: monitor for further reports	PM
12/19/98						G	G	F	SOBR. Vomit stool. Has any history	
									for gastritis	
1-27-99									2016-59 moved → ARS	MH
2.9.99	7.5	ml	-	-	-				.5ml Ket	JD
3.9.99									.7ml Ket	JD
3/15/99						G	G	N	SO: BAR. Re: trauma neck on	
									N/Ted scab on (R) mandible	
									superficial trauma - no tx	
									indicated. Unable to observe	
									neck trauma	JC
3-23-99									.8ml. Ket	PG
8/20/99						G	G	N	SO: BAR. Re: hvy. stool. in fact	
									pm stool normal. poss due to	
									raisins fed on enrichment	
									yesterday. P: monitor.	RRC
1.11.00									MOVED → DE6-30 (8963)	U
1/19/00						G	G	N	SO: BAR, rept trauma arm (L) inner arm	
									@ elbow red, irritated (R) inner arm mildly	
									irritated, presumed self trauma	
									P: Request Td environment	CB
1-20-00									MOVED → SW 1604-29 (8978)	U

* G = good, F = fair, P = poor
** N = normal, SS = semi-solid, L = liquid, B = Bloody

D4681 (2/90)

730620.01

25205	California Primate Research Center	36
Animal Number		Page

Date	WEIGHT (KG)	TB TEST	24-HR READING	48-HR READING	72-HR READING	APPETITE (G,F,P)*	HYDRATION (G,F,P)*	STOOL (N,SS,L,B)**	Observation	Init
1/21/00						G	G	N	SO: BAR. Reported for arm trauma.	
									confirmed. Gave 0.5 mg ketamine	
									to sedate wounds. (L) fore arm	
									have numerous superficial bite wounds	
									as well as to (L) bicep. Shaved	
									the chewed areas, and thoroughly	
									scrubbed w ketadine, peeling off	
									scabs. Flushed w DHS and applied	
									with TAO. Both these wounds were	
									self inflicted.	
									A: self - bite	
									P: visual ✓ wounds, clean prn	
									make animal busy through	
									enrichment, Begin PPG x 5 days	PD
1-22-00						G	G	N	SO: BAR no new wounds.	
1-23-00						G	G	N	SO. BAR, No new trauma, forearm	
									remains fibrotic & macerated	
									at skin level	
									(A) continue to monitor	
1-24-00						G	G	N	SO: BAR. Forearm appeared reddish,	
									fibrotic. No d/c seen as well	
									as new bite wounds.	
									P: visual ✓ wounds, granulex prn	PD
1.26.00						G	G	N	SO BAR No new affected areas - (L) fore-	
									arm & (R) biceps areas both are reddish	lp

* G = good, F = fair, P = poor
** N = normal, SS = semi-solid, L = liquid, B = Bloody

D4681 (2/90)

730620.01

mcy 25205	California Primate Research Center	37
Animal Number		Page

Date	WEIGHT (KG)	TB TEST	24-HR READING	48-HR READING	72-HR READING	APPETITE (G,F,P)*	HYDRATION (G,F,P)*	STOOL (N,SS,L,B)**	Observation	Init
1-26-00 (cont)									and continue to appear febrotic. No	
									blood or other discharge present.	
									No signs of infection A: Self-biting	
									P: CTM, visual ✓ wounds, tx prn	lp
2/8/00						G	G	SS/N	so BAR on report for liq stool	
									unable to conf. ss & normal	
									stool under cage. A/P monitor	A
2/9/00						G	G	SS/N	so BAR unconf liq stool	
									report A/P monitor	A
2/10/00						G	G	SS	so BAR unable to conf	
									liq stool report SS	
									stool under cage A/P	
									monitor	A
2-25-00						G	G	N	Re: trauma (C) CM	
									SO: BAR, abrasions, contusions, MaSQ	
									esp (L) CM, c̄ crusted area of	
									allo-groom, likely 2° to cage &	
									trauma. A/P: Monitor	DW
3-3-00						G	G	N/SS	Re: liq stool not confirmed	
									SO: BAR AP: Monitor	DW
3/10/00	8.27					G	G	SS	so BAR unconf liq stool	E
3/10/00									report ss under cage	
									A/P monitor	A
3/11/00						G	G	SS/N	SO: BAR, liq stl unconf. ss stl observed	
									A/P: monitor.	NH

* G = good, F = fair, P = poor
** N = normal, SS = semi-solid, L = liquid, B = Bloody

D4681 (2/90)

730620.01

25205	California Primate Research Center	38
Animal Number		Page

Date	WEIGHT (KG)	TB TEST	24-HR READING	48-HR READING	72-HR READING	APPETITE (G,F,P)*	HYDRATION (G,F,P)*	STOOL (N,SS,L,B)*	Observation	Init
3/22/00						G	G	L	SO BAR cont liq stool	
									report. A: 1st recent	
									day liq stool P: monito	
5/10/00	7.80								1 cc ket, Depted	EW
5/11/00						G	G	N	SO: BAR Re vent - cont	
									A: Rel. comment the day after	
									Ketamine	KE
7/11/00						G	G	L	SO: BAR. LIG. STOOL CONFIRMED	
									APPETITE & HYDRATION	
									LOOK GOOD THROUGH.	
									P: MONITOR FOR PERSISTENCE	KMB
7-12-00						G	G	L	SO: BAR re: liq Stool - confirmed	
									A: Diarrhea - 2nd day	
									P: RC/SS tomorrow if	
									liq stool persists	KL
(1) 7/11/00	7.84					(2)				EW
7-13-00						G	G	SS/L	SO: BAR re liq stool - unconfirmed	
									variable stool quality	
									A/P: monitor	KL
7/13/00						G	G	L/N	SO: BM, varied stool normal &	
									liquid (A) Will recent report	
									(P) Monitor for persistence	
7-31-00						G	G	N/SS/L	SO: BAR re: liq stool - unconf	
									A: variable stool quality	
									2nd recent report P: monitor	KL

* G = good, F = fair, P = poor
** N = normal, SS = semi-solid, L = liquid, B = Bloody

D4681 (2/90)

730620.01

(1) LE. EW 7/12/00
(2) F.R. [illegible]

mmu 25205	California Primate Research Center	39
Animal Number		Page

Date	WEIGHT (KG)	TB TEST	24-HR READING	48-HR READING	72-HR READING	APPETITE (G,F,P)*	HYDRATION (G,F,P)*	STOOL (N,SS,L,B)**	Observation	Init
8-1-00						G	G	N/SS	SO: BAR re: liq stool: unconfirmed	
									A: variable stool quality P: monitor	kc
8-4-00						G	G	L	SO BAR confirmed report of liq	
									stool A: Diarrhea P: monitor	kc
8-5-00						G	G	SS	SO: BAR Confirmed liquid stool report	
									P: Collect RC + SS 8-7-00 w/ pellicomol	
									st & + pinsisB	lp
8-6-00						G	G	N/SS	SO: BAR. Confirmed liquid stool report	
									A: Multiple reports, variable stool	
									quality P: Get perm to collect	
									RC + SS 8-7-00	lp
8-7-00						G	G	L	SO: BAR confirmed report of liq	
									stool. ~~A~~ perm ~~P~~ RC/SS	
									A: Diarrhea	
									P: ✓ RC, SS results,	kc
8/8/00						G	G	L	SO: BAR CONFIRMED REPORT OF	
									LIQ STOOL A: LIQUID STOOL	
									P: AWAIT RESULTS OF RC/SS.	[illegible]
8/8/00									SO: SS - Neg.	
									P: Await IFA & R/C	[illegible]
8/9/00									SO: IFA (8/4/00) - Neg	
									P: Await R/C results	[illegible]
8-9-00						G	G	L	SO: BAR confirmed report of liq	
									stool A: Diarrhea P: ✓ R/C	
									results	kc

* G = good, F = fair, P = poor
** N = normal, SS = semi-solid, L = liquid, B = Bloody

D4681 (2/90)

730620.01

Animal Z5209 | California Primate Research Center | 40

Animal Number | Page

Date	WEIGHT (KG)	TB TEST	24-HR READING	48-HR READING	72-HR READING	APPETITE (G,F,P)*	HYDRATION (G,F,P)*	STOOL (N,SS,L,B)**	Observation	Init
8/10/00						G	G	L	SO: BAR Confirmed report	
									of liquid stool A/P	
									await results of RC	RR
8/11/00						G	G	L	SO: BAR CONFIRMED LIQUID	
									STOOL REPORT. A: DIARRHEA.	
									P: AWAIT RC RESULTS	QGM
8.12.00						G	G	SS	SO: BAR Confirmed liquid stool report	
									A/P: See 8.11.00	lp
8.13.00						G	G	~~EE~~ L (1)	SO: BAR Confirmed liquid stool report	
									A/P: See 8.11.00	lp
8-14-00						G	G	L	SO: BAR confirmed report of liq stool	
									A/P: see 8-11-00	RC
8/15/00						G	G	L	SO BAR, conf liq stool report	
									A: liq stool P: waiting for	
									RC results, ✓ today	[illegible]
8/16/00						G	G	L	SO BAR conf liq stool report	
									conf. A: liq stool P: unable	
									to find results, keep checking	
									monitor	[illegible]
8/17/00						G	G	SS	SO: BAR- Re liq stool [illegible]	
									P: Monitor	[illegible]
8/18/00						G	G	L	SO BAR conf liq stool. P.	
									monitor.	[illegible]
8.19.00						G	G	L	SO: BAR. Confirmed liquid stool report	
									A: Diarrhea P: Collect RC on 8.20.00	lp

* G = good, F = fair, P = poor

** N = normal, SS = semi-solid, L = liquid, B = Bloody

D4681 (2/90)

730620.01

(1) EE lp 8.13.00

May 25205	California Primate Research Center	41
Animal Number		Page

Date	WEIGHT (KG)	TB TEST	24-HR READING	48-HR READING	72-HR READING	APPETITE (G,F,P)*	HYDRATION (G,F,P)*	STOOL (N,SS,L,B)**	Observation	Init
8.20.00						G	G	L	SO: BAR. Confirmed liquid stool report	
									A/P: See 8.19.00	[illegible]
8/21/00						G	G	L	SO: BAR. CONFIRMED LIQ STOOL	
									REPORT. TOOK R/C THROUGH	
									CAGE BARS. A: DIARRHEA	
									P: AWAIT RESULTS OF R/C [illegible]	[illegible]
8/21/00									SO2: R/C (8/4/00) Neg.	
									P: Req. perm for flagyl (X) [illegible]	[illegible]
8/22/00						G	G	L	SO: BAR CONFIRMED LIQ STOOL	
									REPORT. A/P SEE 8/21/00.	[illegible]

* G = good, F = fair, P = poor
** N = normal, SS = semi-solid, L = liquid, B = Bloody

D4681 (2/90)

730620.01

ANIMAL # 22 YEARS

DATE OF BIRTH/AGE

DATE PROBLEM LIST INITIATED 7/8/9

NUMBER	PROBLEM	DATE ENTERED	DATE RESOLVED
1	Wound to (L) thumb.	10/10/90	
2	Nasal discharge	10/17/9	
3	Vomiting	4/2/91	
4	Trauma to (R) hand	6/22/91	
5	diarrhea	7/10/91	7/22/91
6	Diarrhea, self-limiting	11/27/91	12/2/91
7	Diarrhea, intermittent	1/1/92	
8	Self trauma, (see next page)	4/22/94	
9	Diarrhea, (non-pathogenic)	4/22/96	4/29/96
10	Diarrhea	6/17/96	6/25/96
11	Diarrhea (non-pathogenic, self limiting)	8/9/96	8/10/96
12	Diarrhea: - self-limiting (C. jejuni)	1/23/97	1/31/97
13	Self trauma (biting)	1.19.00	

PROBLEM LIST

3637, PTF01
I.D. PROJECT CODE

CALIFORNIA PRIMATE RESEARCH CENTER

MICROBIOLOGY

mmu[illegible]
ANIMAL I.D.

INVESTIGATOR / REQUESTOR

8-7-00
DATE OF SAMPLE

ANIMAL DATA: HOME 1005 ROOM – 29 CAGE

m SEX | 13 YR 1 MO AGE | 7.84 KG WEIGHT

PROCEDURE IS: ____ DIAGNOSTIC AID ____ COLONY MANAGEMENT ____ EXPERIMENTAL

CLINICAL SIGNS / PROBLEMS:
☑ DIARRHEA

HOSPITALIZED NO ☑ YES ☐ ROOM – CAGE

PRIOR THERAPY ☐ NO ☐ YES
LIST ALL AGENTS:

SOURCE OF SPECIMEN(S)
rectal swab

CULTURES REQUESTED	NEGATIVE RESULT: NEGATIVE	NEGATIVE RESULT: NO GROWTH
☑ SALMONELLA, SHIGELLA, YERSINIA, AEROMONAS	✓	
☑ CAMPYLOBACTER		✓
☐ YERSINIA SUSPECT (EXTRA SWAB)		
☐ AEROBIC		
☐ ANAEROBIC		
☐ FUNGI		
☐ OTHER, ____		

DIRECT MICROSCOPIC EXAMINATION

ORGANISMS IDENTIFIED

1.
2.
3.
4.
5.
6.
7.
8.

☐ SENSITIVITY TO ANTIMICROBIAL AGENTS: KIRBY-BAUER

[illegible]	AMIKACIN (AN 30)	AMPICILLIN (AM 10)	AUGMENTIN (AMC 30)	AZITHRO-MYCIN (AZM15)	CEFAZOLIN (CZ 30)	CEFTRI-AXONE (CRO 30)	CLINDA-MYCIN (CC 2)	DOXY-CYCLINE (D 30)	ENRO-FLOXACIN (ENO 5)	GENTAMICIN (GM 10)	NEOMYCIN (N 30)	OXACILLIN (OX 1)	PENICILLIN (P 10)	SULFA/ TRIMETH (SXT 25)	VANCO-MYCIN (VA 30)

REPORT DATE: 8-9-00

CLINICAL MICROBIOLOGY

Pink - Requestor Goldenrod - Clinical Patholog

I.D.	PROJECT CODE: PTF01
INVESTIGATOR:	REQUESTER:
ANIMAL DATA: HOMEROOM 2003	CAGE 61

CALIFORNIA PRIMATE RESEARCH CENTER

DENTISTRY

OLD WORLD PRIMATES

ANIMAL I.D.: MCY - 25205

DATE OF SAMPLE: 7-11-97

SEX: M AGE: 10 YR 0 MO WEIGHT: 7.39 KG

PROCEDURE IS: ✓ DIAGNOSTIC AID ___ COLONY MANAGEMENT ___ EXPERIMENTAL

CLINICAL SIGNS/PROBLEMS:

Self biter

PRIOR HISTORY:

RADIOGRAPHS YES ☐ NO ☒

DESCRIPTIONS OF PROCEDURES PERFORMED

Maxillary canines from previous pulpotomy with proper cut down. Cap also on left. Left also came off. Pulp tissue have dried/decaying pulp. Re-bored both, cleaned. [illegible] remaining pulp and [illegible] re-packed [illegible] calcium hydroxide [illegible] and [illegible] composite [illegible] and polishing.

OCCLUSAL VIEW

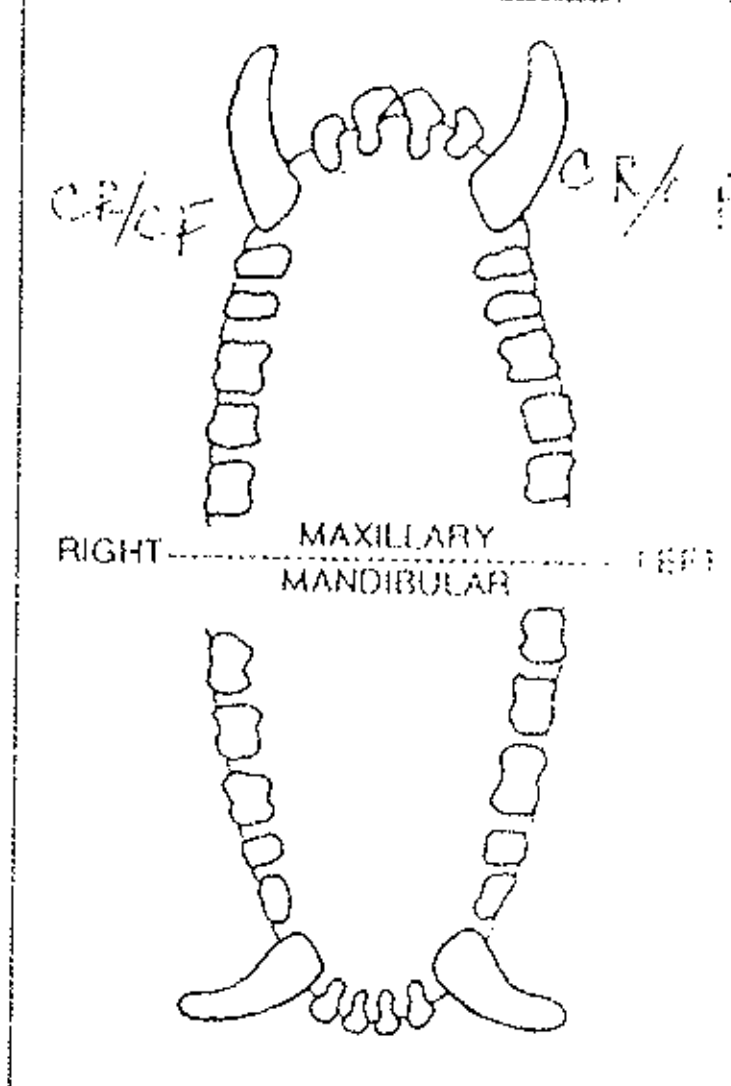

Code Key

C	calculus	KC	K-9 cut
CF	composite filling	RC	root canal
FX	fractured tooth	RD	retained deciduous
G	gingivitis		
L	loose tooth	X	extracted tooth
O	missing tooth	S	scaling

PROCEDURES PERFORMED BY:

Anesthesia, Concurrent Medication

	Substance	Dose	Amount	Frequency	Route
1					
2					
3					
4					

POSTOPERATIVE CARE

TIME IN:

TIME OUT:

DENTISTRY

White - Animal's Chart Yellow - SNOMED Pink - Requester

245

I.D. 08F-01 PROJECT CODE

CALIFORNIA PRIMATE RESEARCH CENTER

MICROBIOLOGY

MCY 25205 ANIMAL I.D.

INVESTIGATOR REQUESTOR

1-28-97 DATE OF SAMPLE

ANIMAL DATA: HOME 2003 ROOM – 4 CAGE

M SEX 9 YR 7 MO AGE 7.86 KG WEIGHT

PROCEDURE IS: ✓ DIAGNOSTIC AID ____ COLONY MANAGEMENT ____ EXPERIMENTAL

CLINICAL SIGNS / PROBLEMS: ☑ DIARRHEA

HOSPITALIZED NO ☑ YES ☐ ROOM – CAGE

PRIOR THERAPY ☑ NO ☐ YES
LIST ALL AGENTS

SOURCE OF SPECIMEN(S) R.C.

CULTURES REQUESTED	NEGATIVE RESULT	
	NEGATIVE	NO GROWTH
☑ SALMONELLA, SHIGELLA, YERSINIA, AEROMONAS		✓
☐ CAMPYLOBACTER		
☐ YERSINIA SUSPECT (EXTRA SWAB)		
☐ AEROBIC		
☐ ANAEROBIC		
☐ FUNGI		
☐ OTHER,		

DIRECT MICROSCOPIC EXAMINATION

ORGANISMS IDENTIFIED

1. 3 colonies Campylobacter jejuni
2.
3.
4.
5.
6
7
8

☐ SENSITIVITY TO ANTIMICROBIAL AGENTS: KIRBY-BAUER

ORGANISM NUMBER	AMIKACIN (AN 30)	AMPICILLIN (AM 10)	AUGMENTIN (AMC 30)	CEFAZOLIN (CZ 30)	CEFTRIAXONE (CRO 30)	CHLORAMPHENICOL (C 30)	CLINDAMYCIN (CC 2)	DOXYCYCLINE (D 30)	ENROFLOXACIN (ENO 5)	GENTAMICIN (GM 10)	NEOMYCIN (N 30)	OXACILLIN (OX 1)	PENICILLIN (P 10)	SULFA/TRIMETH (SXT 25)	VANCOMYCIN (VA 30)

COMMENTS:

REPORTED BY: ____

REPORT DATE 2/4/97

CLINICAL MICROBIOLOGY

White - Animal's Chart Yellow - Laboratory Pink - Requestor Goldenrod - Clinical Pathologist

4/6/92

PT701
I.D. PROJECT CODE

CALIFORNIA PRIMATE RESEARCH CENTER
PARASITOLOGY

MICY ~~MMU~~ 25205
ANIMAL I.D.

10-10-96
DATE OF SAMPLE

INVESTIGATOR REQUESTOR

ANIMAL DATA: 2003 - 4
ROOM CAGE

M 9 YR 3 MO 5.05 KG
SEX AGE WEIGHT

PRODEDURE IS: X DIAGNOSTIC AID ____ COLONY MANAGEMENT ____ EXPERIMENTAL

CLINICAL SIGNS/PROBLEMS
☒ DIARRHEA

HOSPITALIZED NO ☒ YES ☐ ____ --
ROOM CAGE

PRIOR THERAPY ☒ NO ☐ YES
LIST ALL AGENTS:

SOURCE OF SPECIMEN:
☐ FECES, Fresh catch ☐ Composite
☒ FECES, Cage sample ☐ OTHER ____

PROCEDURE REQUESTED
☒ DIRECT EXAMINATION
☐ CONCENTRATION
SEDIMENTATION FORMALIN-ETHYLACETATE ☐
FLOTATION ZINC SULFATE ☐

☐ SKIN SCRAPING EXAM
☐ STAIN FOR ACID FAST BACILLI
☒ CRYPTOSPORIDIA / GIARDIA IFA
☐ OTHER ____

FOR LABORATORY USE ONLY

APPEARANCE	CONSISTENCY: liquid		COLOR: brown
EXAMINATION	☐ RBC: Ø	☐ WBC: Ø	☐ OTHER:

	Balantidium coli		Entamoeba histolytica
4+	Blastocystis hominis		Giardia lamblia
	Chilomastix mesnili		Hexamita pitheci
	Endolimax nana		Iodamoeba butschlii
	Entamoeba NOS		Trichomonas, NOS
1+	Entamoeba coli		Trichuris trichiura
	Entamoeba hartmanni		No Parasites Seen

Ø	Cryptosporidium IFA		Acid fast bacilli
Ø	Giardia IFA EG 10/15/96		Budding yeast

REPORTED BY: ____

REPORT DATE 10/10/96

CLINICAL PARASITOLOGY

White - Animal's Chart Yellow - Laboratory Pink - Requestor Goldenrod - Clinic Pathologist

4081

I.D. PTF01 PROJECT CODE

CALIFORNIA PRIMATE RESEARCH CENTER

MICROBIOLOGY

MCY 25205 ANIMAL I.D.

INVESTIGATOR / REQUESTOR

10-10-96 DATE OF SAMPLE

ANIMAL DATA: HOME 2003 ROOM – 4 CAGE

M SEX 9 YR 3 MO AGE 8.05 KG WEIGHT

PROCEDURE IS: X DIAGNOSTIC AID ___ COLONY MANAGEMENT ___ EXPERIMENTAL

CLINICAL SIGNS / PROBLEMS: ☒ DIARRHEA

HOSPITALIZED NO ☒ YES ☐ ___ ROOM ___ CAGE

PRIOR THERAPY ☒ NO ☐ YES
LIST ALL AGENTS

SOURCE OF SPECIMEN(S) R/C

CULTURES REQUESTED	NEGATIVE RESULT	
	NEGATIVE	NO GROWTH
☒ SALMONELLA, SHIGELLA, YERSINIA, AEROMONAS	✓	
☒ CAMPYLOBACTER	✓	
☐ YERSINIA SUSPECT (EXTRA SWAB)		
☐ AEROBIC		
☐ ANAEROBIC		
☐ FUNGI		
☐ OTHER, ___		

DIRECT MICROSCOPIC EXAMINATION

ORGANISMS IDENTIFIED

1
2
3
4
5
6
7
8

☐ SENSITIVITY TO ANTIMICROBIAL AGENTS: KIRBY-BAUER

ORGANISM NUMBER	AMIKACIN (AN 30)	AMPICILLIN (AM 10)	AUGMENTIN (AMC 30)	CEFAZOLIN (CZ 30)	CEFTRIAXONE (CRO 30)	CHLORAMPHENICOL (C 30)	CLINDAMYCIN (CC 2)	DOXYCYCLINE (D 30)	ENROFLOXACIN (ENO 5)	GENTAMICIN (GM 10)	NEOMYCIN (N 30)	OXACILLIN (OX 1)	PENICILLIN (P 10)	SULFA/TRIMETH (SXT 25)	VANCOMYCIN (VA 30)

COMMENTS:

REPORTED BY: ___

REPORT DATE 10/14/96

CLINICAL MICROBIOLOGY

White - Animal's Chart Yellow - Laboratory Pink - Requestor Goldenrod - Clinical Pathologist

4/6/92

492

3637 I.D. | PTF01 PROJECT CODE

CALIFORNIA PRIMATE RESEARCH CENTER
PARASITOLOGY

mmu 25205 ANIMAL I.D.

INVESTIGATOR | REQUESTOR

8-7-00 DATE OF SAMPLE

ANIMAL DATA: 1605 ROOM - 29 CAGE

PRODEDURE IS: ✓ DIAGNOSTIC AID ____ COLONY MANAGEMENT ____ EXPERIMENTAL

____ SEX ____ YR ____ MO AGE ____ KG WEIGHT

CLINICAL SIGNS/PROBLEMS:
☑ DIARRHEA

HOSPITALIZED NO ☐ YES ☐ ____ ROOM ____ CAGE

PRIOR THERAPY ☐ NO ☐ YES
LIST ALL AGENTS:

SOURCE OF SPECIMEN:
☐ FECES, Fresh catch ☐ Composite
☑ FECES, Cage sample ☐ OTHER ____

PROCEDURE REQUESTED:
☑ DIRECT EXAMINATION
☐ CONCENTRATION
SEDIMENTATION FORMALIN-ETHYLACETATE ☐
FLOTATION ZINC SULFATE ☐

☐ SKIN SCRAPING EXAM
☐ STAIN FOR ACID FAST BACILLI
☑ CRYPTOSPORIDIA / GIARDIA IFA
☐ OTHER ____

FOR LABORATORY USE ONLY

APPEARANCE	CONSISTENCY: Liquid	COLOR: brown
EXAMINATION	☑ RBC: — ☑ WBC: — ☐ OTHER:	

	Balantidium coli		Entamoeba histolytica
	Blastocystis hominis		Giardia lamblia
	Chilomastix mesnili		Hexamita pitheci
	Endolimax nana		Iodamoeba butschlii
	Entamoeba NOS	1+	Trichomonas, NOS
	Entamoeba coli		Trichuris trichiura
	Entamoeba hartmanni		No Parasites Seen

—	Cryptosporidium IFA		Acid fast bacilli
—	Giardia IFA		Budding yeast

REPORTED BY: ____

REPORT DATE: 8.7.00 8.8.00

CLINICAL PARASITOLOGY

White - Animal's Chart | Yellow - Laboratory | Pink - Requestor | Goldenrod - Clinic Pathologist

/ 45

I.D. DTF01 PROJECT CODE

CALIFORNIA PRIMATE RESEARCH CENTER
PARASITOLOGY

MCY 25805 ANIMAL I.D.

INVESTIGATOR U REQUESTOR

3/11/98 DATE OF SAMPLE

ANIMAL DATA: 2016 ROOM - 61 CAGE

M SEX 10 YR 8 MO AGE 7.4 KG WEIGHT

PRODEDURE IS: X DIAGNOSTIC AID ____ COLONY MANAGEMENT ____ EXPERIMENTAL

CLINICAL SIGNS/PROBLEMS
☒ DIARRHEA

HOSPITALIZED NO ☒ YES ☐ — ROOM CAGE

PRIOR THERAPY ☐ NO ☐ YES
LIST ALL AGENTS:

SOURCE OF SPECIMEN:
☐ FECES, Fresh catch ☐ Composite
☒ FECES, Cage sample ☐ OTHER ____

PROCEDURE REQUESTED:
☒ DIRECT EXAMINATION
☒ CONCENTRATION
SEDIMENTATION FORMALIN-ETHYLACETATE ☐
FLOTATION ZINC SULFATE ☐

☐ SKIN SCRAPING EXAM
☐ STAIN FOR ACID FAST BACILLI
☒ CRYPTOSPORIDIA / GIARDIA IFA
☐ OTHER ____

FOR LABORATORY USE ONLY

APPEARANCE	CONSISTENCY: semi-formed	COLOR: brown
EXAMINATION	☒ RBC: — ☒ WBC + ☐ OTHER:	

	Balantidium coli	2+	Entamoeba histolytica
2+	Blastocystis hominis		Giardia lamblia
	Chilomastix mesnili		Hexamita pitheci
	Endolimax nana		Iodamoeba butschlii
	Entamoeba NOS		Trichomonas, NOS
	Entamoeba coli		Trichuris trichiura
	Entamoeba hartmanni		No Parasites Seen

—	Cryptosporidium IFA		Acid fast bacilli
—	Giardia IFA		Budding yeast

REPORTED BY: ____

REPORT DATE: 3-11-98 3-18-98

CLINICAL PARASITOLOGY

White - Animal's Chart Yellow - Laboratory Pink - Requestor Goldenrod - Clinic Pathologist

I.D. DT F01 PROJECT CODE

CALIFORNIA PRIMATE RESEARCH CENTER

MICROBIOLOGY

MCY 25205 ANIMAL I.D.

INVESTIGATOR

DOCTOR

3/11/98 DATE OF SAMPLE

ANIMAL DATA: HOME 2016 ROOM - 61 CAGE

M SEX 10 YR 8 MO AGE 7.4 KG WEIGHT

PROCEDURE IS: X DIAGNOSTIC AID ____ COLONY MANAGEMENT ____ EXPERIMENTAL

CLINICAL SIGNS / PROBLEMS:
X DIARRHEA

HOSPITALIZED NO ☐ YES ☐ ROOM — CAGE

PRIOR THERAPY ☐ NO ☐ YES
LIST ALL AGENTS:

SOURCE OF SPECIMEN(S)
R/C

CULTURES REQUESTED	NEGATIVE RESULT	
	NEGATIVE	NO GROWTH
X SALMONELLA, SHIGELLA, YERSINIA, AEROMONAS	✓	
X CAMPYLOBACTER	✓	
☐ YERSINIA SUSPECT (EXTRA SWAB)		
☐ AEROBIC		
☐ ANAEROBIC		
☐ FUNGI		
☐ OTHER, ____		

DIRECT MICROSCOPIC EXAMINATION

ORGANISMS IDENTIFIED

1.
2.
3.
4.
5.
6.
7.
8.

☐ SENSITIVITY TO ANTIMICROBIAL AGENTS: KIRBY-BAUER

ORGANISM NUMBER	AMIKACIN (AN 30)	AMPICILLIN (AM 10)	AUGMENTIN (AMC 30)	CEFAZOLIN (CZ 30)	CEFTRIAXONE (CRO 30)	CHLORAMPHENICOL (C 30)	CLINDAMYCIN (CC 2)	DOXYCYCLINE (D 30)	ENROFLOXACIN (ENO 5)	GENTAMICIN (GM 10)	NEOMYCIN (N 30)	OXACILLIN (OX 1)	PENICILLIN (P 10)	SULFA/TRIMETH (SXT 25)	VANCOMYCIN (VA 30)

COMMENTS:

REPORTED BY: ____

REPORT DATE: 3-13-98

CLINICAL MICROBIOLOGY

White - Animal's Chart Yellow - Laboratory Pink - Requestor Goldenrod - Clinical Pathologist

4/6/92

2Q

I.D. PTF01 PROJECT CODE

CALIFORNIA PRIMATE RESEARCH CENTER

PARASITOLOGY

NAMS 25205 ANIMAL I.D.

1/9/98 DATE OF SAMPLE

INVESTIGATOR REQUESTOR

ANIMAL DATA: ~~2007 - 01~~ ROOM CAGE: SS2016-61

M SEX 10 YR 6 MO AGE 7.92 KG WEIGHT

PRODEDURE IS: X DIAGNOSTIC AID ____ COLONY MANAGEMENT ____ EXPERIMENTAL

CLINICAL SIGNS/PROBLEMS:
☒ DIARRHEA

HOSPITALIZED NO ☒ YES ☐ ____ ROOM CAGE

PRIOR THERAPY ☐ NO ☐ YES
LIST ALL AGENTS

SOURCE OF SPECIMEN:
☐ FECES, Fresh catch ☐ Composite
☒ FECES, Cage sample ☐ OTHER ____

PROCEDURE REQUESTED:
☒ DIRECT EXAMINATION
☐ CONCENTRATION
SEDIMENTATION FORMALIN-ETHYLACETATE ☐
FLOTATION ZINC SULFATE ☐

☐ SKIN SCRAPING EXAM
☐ STAIN FOR ACID FAST BACILLI
☒ CRYPTOSPORIDIA / GIARDIA IFA
☐ OTHER ____

FOR LABORATORY USE ONLY

APPEARANCE	CONSISTENCY: liquid	COLOR: brown
EXAMINATION	☐ RBC: Ø	☐ WBC: 1+ ☐ OTHER:

	Balantidium coli		Entamoeba histolytica
	Blastocystis hominis		Giardia lamblia
	Chilomastix mesnili		Hexamita pitheci
	Endolimax nana		Iodamoeba butschlii
	Entamoeba NOS	1+	Trichomonas, NOS
	Entamoeba coli		Trichuris trichiura
	Entamoeba hartmanni		No Parasites Seen

—	Cryptosporidium IFA		Acid fast bacilli
—	Giardia IFA		Budding yeast

REPORTED BY: ____

REPORT DATE: 1/9/98 1-14-98

CLINICAL PARASITOLOGY

White - Animal's Chart Yellow - Laboratory Pink - Requestor Goldenrod - Clinic Pathologist

2016-61

47

I.D. PTF01 PROJECT CODE

CALIFORNIA PRIMATE RESEARCH CENTER

MICROBIOLOGY

MMUS 25205 ANIMAL I.D.

INVESTIGATOR REQUESTOR

1/9/98 DATE OF SAMPLE

ANIMAL DATA: HOME ~~2003~~ ROOM – 67 CAGE

M SEX 10 YR 6 MO AGE 7.9 KG WEIGHT

PROCEDURE IS: X DIAGNOSTIC AID ____ COLONY MANAGEMENT ____ EXPERIMENTAL

CLINICAL SIGNS / PROBLEMS:
☒ DIARRHEA

HOSPITALIZED NO ☒ YES ☐ ROOM — CAGE

PRIOR THERAPY ☐ NO ☐ YES
LIST ALL AGENTS:

SOURCE OF SPECIMEN(S)
R/C

CULTURES REQUESTED	NEGATIVE RESULT	
	NEGATIVE	NO GROWTH
☒ SALMONELLA, SHIGELLA, YERSINIA, AEROMONAS	✓	
☒ CAMPYLOBACTER	✓	
☐ YERSINIA SUSPECT (EXTRA SWAB)		
☐ AEROBIC		
☐ ANAEROBIC		
☐ FUNGI		
☐ OTHER, ____		

DIRECT MICROSCOPIC EXAMINATION

ORGANISMS IDENTIFIED

1.
2.
3.
4.
5.
6.
7.
8.

☐ SENSITIVITY TO ANTIMICROBIAL AGENTS: KIRBY-BAUER

ORGANISM NUMBER	AMIKACIN (AN 30)	AMPICILLIN (AM 10)	AUGMENTIN (AMC 30)	CEFAZOLIN (CZ 30)	CEFTRIAXONE (CRO 30)	CHLORAMPHENICOL (C 30)	CLINDAMYCIN (CC 2)	DOXYCYCLINE (D 30)	ENROFLOXACIN (ENO 5)	GENTAMICIN (GM 10)	NEOMYCIN (N 30)	OXACILLIN (OX 1)	PENICILLIN (P 10)	SULFA/TRIMETH (SXT 25)	VANCOMYCIN (VA 30)

COMMENTS:

REPORTED BY: ____

REPORT DATE: 1-12-98

CLINICAL MICROBIOLOGY

White - Animal's Chart Yellow - Laboratory Pink - Requestor Goldenrod - Clinical Pathologist

4/6/92

705

I.D. PT F01 PROJECT CODE

CALIFORNIA PRIMATE RESEARCH CENTER
PARASITOLOGY

Lacy ~~[illegible]~~ 25205 ANIMAL I.D.

INVESTIGATOR REQUESTOR

10/27/97 DATE OF SAMPLE

ANIMAL DATA: 2003 ROOM - 61 CAGE

M SEX 10 YR 3 MO AGE 7.44 KG WEIGHT

PRODEDURE IS: X DIAGNOSTIC AID ____ COLONY MANAGEMENT ____ EXPERIMENTAL

CLINICAL SIGNS/PROBLEMS
☒ DIARRHEA

HOSPITALIZED NO ☒ YES ☐ ROOM — CAGE

PRIOR THERAPY ☐ NO ☐ YES
LIST ALL AGENTS.

SOURCE OF SPECIMEN:
☐ FECES, Fresh catch ☐ Composite
☒ FECES, Cage sample ☐ OTHER

PROCEDURE REQUESTED:
☒ DIRECT EXAMINATION
☐ CONCENTRATION
SEDIMENTATION FORMALIN-ETHYLACETATE ☐
FLOTATION ZINC SULFATE ☐

☐ SKIN SCRAPING EXAM
☐ STAIN FOR ACID FAST BACILLI
☒ CRYPTOSPORIDIA / GIARDIA IFA
☐ OTHER

FOR LABORATORY USE ONLY

APPEARANCE	CONSISTENCY: un-formed	COLOR: Light-brown
EXAMINATION	☒ RBC: — ☒ WBC: + ☐ OTHER:	

	Balantidium coli		Entamoeba histolytica
3+	Blastocystis hominis		Giardia lamblia
	Chilomastix mesnili		Hexamita pitheci
	Endolimax nana		Iodamoeba butschlii
	Entamoeba NOS		Trichomonas, NOS
	Entamoeba coli		Trichuris trichiura
	Entamoeba hartmanni		No Parasites Seen

—	Cryptosporidium IFA		Acid fast bacilli
—	Giardia IFA		Budding yeast

REPORTED BY: ____

REPORT DATE: 10-27-97 10-31-97

CLINICAL PARASITOLOGY

White - Animal's Chart Yellow - Laboratory Pink - Requestor Goldenrod - Clinic Pathologist

884

I.D. PTF61 PROJECT CODE

CALIFORNIA PRIMATE RESEARCH CENTER
PARASITOLOGY

MCy 25205 ANIMAL I.D.

9/24/97 DATE OF SAMPLE

INVESTIGATOR — REQUESTOR

ANIMAL DATA: 2063 - 61 ROOM CAGE

PRODEDURE IS: ☒ DIAGNOSTIC AID ☐ COLONY MANAGEMENT ☐ EXPERIMENTAL

M SEX 10 YR 3 MO AGE 7.6 KG WEIGHT

CLINICAL SIGNS/PROBLEMS
☒ DIARRHEA

HOSPITALIZED NO ☒ YES ☐ — ROOM CAGE

PRIOR THERAPY ☐ NO ☐ YES
LIST ALL AGENTS

SOURCE OF SPECIMEN:
☐ FECES, Fresh catch ☐ Composite
☒ FECES, Cage sample ☐ OTHER

PROCEDURE REQUESTED
☒ DIRECT EXAMINATION
☐ CONCENTRATION
SEDIMENTATION FORMALIN-ETHYLACETATE ☐
FLOTATION ZINC SULFATE ☐

☐ SKIN SCRAPING EXAM
☐ STAIN FOR ACID FAST BACILLI
☐ CRYPTOSPORIDIA / GIARDIA IFA
☐ OTHER

FOR LABORATORY USE ONLY

APPEARANCE	CONSISTENCY: Liquid	
EXAMINATION	☒ RBC: — ☒ WBC: + ☐ OTHER:	COLOR: brown

	Balantidium coli		Entamoeba histolytica
3+	Blastocystis hominis		Giardia lamblia
	Chilomastix mesnili		Hexamita pitheci
	Endolimax nana		Iodamoeba butschlii
	Entamoeba NOS	3+	Trichomonas, NOS
1+	Entamoeba coli		Trichuris trichiura
	Entamoeba hartmanni		No Parasites Seen

	Cryptosporidium IFA		Acid fast bacilli
	Giardia IFA		Budding yeast

REPORTED BY:

REPORT DATE: 9-24-97

CLINICAL PARASITOLOGY

White - Animal's Chart Yellow - Laboratory Pink - Requestor Goldenrod - Clinic Pathologist

214+

I.D. PT F01 PROJECT CODE

CALIFORNIA PRIMATE RESEARCH CENTER

MICROBIOLOGY

~~MMH~~ MCY 25205 ANIMAL I.D.

INVESTIGATOR ✓ REQUESTOR

10/27/97 DATE OF SAMPLE

ANIMAL DATA: HOME 2003 ROOM - 61 CAGE

M SEX 10 YR 3 MO AGE 7.44 KG WEIGHT

PROCEDURE IS: X DIAGNOSTIC AID ____ COLONY MANAGEMENT ____ EXPERIMENTAL

CLINICAL SIGNS / PROBLEMS:
☒ DIARRHEA

HOSPITALIZED NO ☒ YES ☐ ROOM — CAGE

PRIOR THERAPY ☐ NO ☐ YES
LIST ALL AGENTS:

SOURCE OF SPECIMEN(S)
R/C

CULTURES REQUESTED	NEGATIVE RESULT	
	NEGATIVE	NO GROWTH
☒ SALMONELLA, SHIGELLA, YERSINIA, AEROMONAS	✓	
☒ CAMPYLOBACTER	✓	
☐ YERSINIA SUSPECT (EXTRA SWAB)		
☐ AEROBIC		
☐ ANAEROBIC		
☐ FUNGI		
☐ OTHER, ____		

DIRECT MICROSCOPIC EXAMINATION

ORGANISMS IDENTIFIED

1.
2.
3.
4.
5.
6.
7.
8.

☐ SENSITIVITY TO ANTIMICROBIAL AGENTS: KIRBY-BAUER

ORGANISM NUMBER	AMIKACIN (AN 30)	AMPICILLIN (AM 10)	AUGMENTIN (AMC 30)	CEFAZOLIN (CZ 30)	CEFTRIAXONE (CRO 30)	CHLORAMPHENICOL (C 30)	CLINDAMYCIN (CC 2)	DOXYCYCLINE (D 30)	ENROFLOXACIN (ENO 5)	GENTAMICIN (GM 10)	NEOMYCIN (N 30)	OXACILLIN (OX 1)	PENICILLIN (P 10)	SULFA/TRIMETH (SXT 25)	VANCOMYCIN (VA 30)

COMMENTS:

REPORTED BY: ____

REPORT DATE: 10-29-97

CLINICAL MICROBIOLOGY

White - Animal's Chart Yellow - Laboratory Pink - Requestor Goldenrod - Clinical Pathologist

4/6/92

6020

I.D. PTF01 PROJECT CODE

CALIFORNIA PRIMATE RESEARCH CENTER

MICROBIOLOGY

MCY 25205 ANIMAL I.D.

INVESTIGATOR / REQUESTOR

9/24/97 DATE OF SAMPLE

ANIMAL DATA: HOME 2003 ROOM 61 CAGE

M SEX | 10 YR 3 MO AGE | 7.6 KG WEIGHT

PROCEDURE IS: ✓ DIAGNOSTIC AID ____ COLONY MANAGEMENT ____ EXPERIMENTAL

CLINICAL SIGNS / PROBLEMS
✓ DIARRHEA

HOSPITALIZED NO ✓ YES ☐ ROOM — CAGE

PRIOR THERAPY ☐ NO ☐ YES
LIST ALL AGENTS:

SOURCE OF SPECIMEN(S) R/C

CULTURES REQUESTED	NEGATIVE RESULT	
	NEGATIVE	NO GROWTH
☒ SALMONELLA, SHIGELLA, YERSINIA, AEROMONAS		✓
☒ CAMPYLOBACTER	✓	
☐ YERSINIA SUSPECT (EXTRA SWAB)		
☐ AEROBIC		
☐ ANAEROBIC		
☐ FUNGI		
☐ OTHER, ____		

DIRECT MICROSCOPIC EXAMINATION

ORGANISMS IDENTIFIED

1
2
3
4
5
6
7
8

☐ SENSITIVITY TO ANTIMICROBIAL AGENTS: KIRBY-BAUER

ORGANISM NUMBER	AMIKACIN (AN 30)	AMPICILLIN (AM 10)	AUGMENTIN (AMC 30)	CEFAZOLIN (CZ 30)	CEFTRIAXONE (CRO 30)	CHLORAMPHENICOL (C 30)	CLINDAMYCIN (CC 2)	DOXYCYCLINE (D 30)	ENROFLOXACIN (ENO 5)	GENTAMICIN (GM 10)	NEOMYCIN (N 30)	OXACILLIN (OX 1)	PENICILLIN (P 10)	SULFA/TRIMETH (SXT 25)	VANCOMYCIN (VA 30)

COMMENTS:

REPORTED BY: ____

REPORT DATE: 9-26-97

CLINICAL MICROBIOLOGY

White - Animal's Chart Yellow - Laboratory Pink - Requestor Goldenrod - Clinical Pathologist

4/6/92

25205	California Primate Research Center	

Animal Number

Page

Self trauma

Date	WEIGHT (KG)	TB TEST	24-HR READING	48-HR READING	72-HR READING	APPETITE (G,F,P)*	HYDRATION (G,F,P)*	STOOL (N,SS,L,B)**	Observation	Init
4/22/94									(L) arm lacerations	
5/11/94									(L) arm abrasions	
9/11/94									(L) arm abrasion	
11/2/94									(L) arm abrasion	
12/29/94									Bilateral forearm lacerations	
4/17/95									(L) arm laceration	
5/21/95									(L) forearm trauma	
9/28/95									(L) forearm trauma	

* G = good, F = fair, P = poor

** N = normal, SS = semi-solid, L = liquid, B = Bloody

D4681 (2/90)

730620.01

PT F01
I.D. PROJECT CODE

CALIFORNIA PRIMATE RESEARCH CENTER
PARASITOLOGY

2520S
ANIMAL I.D.

4/23/96
DATE OF SAMPLE

INVESTIGATOR REQUESTOR

ANIMAL DATA: 2003 - 4
ROOM CAGE

M
SEX

8 YR 9 MO
AGE

8.24 KG
WEIGHT

PRODEDURE IS X DIAGNOSTIC AID ____ COLONY MANAGEMENT ____ EXPERIMENTAL

CLINICAL SIGNS/PROBLEMS:
☐ DIARRHEA

HOSPITALIZED NO ☒ YES ☐ ____ — ____
ROOM CAGE

PRIOR THERAPY ☐ NO ☐ YES
LIST ALL AGENTS:

SOURCE OF SPECIMEN:
☒ FECES, Fresh catch ☐ Composite
☒ FECES, Cage sample ☐ OTHER ____

PROCEDURE REQUESTED
☐ DIRECT EXAMINATION
☐ CONCENTRATION
SEDIMENTATION FORMALIN-ETHYLACETATE ☐
FLOTATION ZINC SULFATE ☐

☐ SKIN SCRAPING EXAM
☐ STAIN FOR ACID FAST BACILLI
☐ CRYPTOSPORIDIA / GIARDIA IFA
☐ OTHER ____

FOR LABORATORY USE ONLY

APPEARANCE	CONSISTENCY: mucoid	COLOR: bloody
EXAMINATION	☒ RBC: 4+ ☒ WBC: 4+ ☐ OTHER:	

	Balantidium coli		Entamoeba histolytica
	Blastocystis hominis		Giardia lamblia
	Chilomastix mesnili		Hexamita pitheci
	Endolimax nana		Iodamoeba butschlii
	Entamoeba NOS		Trichomonas, NOS
	Entamoeba coli		Trichuris trichiura
	Entamoeba hartmanni	✓	No Parasites Seen

	Cryptosporidium IFA		Acid fast bacilli
	Giardia IFA		Budding yeast

REPORTED BY ____

REPORT DATE: 4/23/96

CLINICAL PARASITOLOGY

White - Animal's Chart Yellow - Laboratory Pink - Requestor Goldenrod - Clinic Pathologist

mcy 11260

PTF01 — I.D. / PROJECT CODE

CALIFORNIA PRIMATE RESEARCH CENTER

MICROBIOLOGY

25005 — ANIMAL I.D.

INVESTIGATOR / REQUESTOR

4/23/96 — DATE OF SAMPLE

ANIMAL DATA: HOME 3003 ROOM – 4 CAGE

M SEX — 8 YR 9 MO AGE — 8.24 KG WEIGHT

PROCEDURE IS: X DIAGNOSTIC AID ____ COLONY MANAGEMENT ____ EXPERIMENTAL

CLINICAL SIGNS / PROBLEMS:
☐ DIARRHEA

HOSPITALIZED ND ☒ YES ☐ ROOM — CAGE

PRIOR THERAPY ☐ ND ☐ YES
LIST ALL AGENTS:

SOURCE OF SPECIMEN(S) R/C.

CULTURES REQUESTED	NEGATIVE RESULT	
	NEGATIVE	NO GROWTH
☒ SALMONELLA, SHIGELLA, YERSINIA, AEROMONAS	✓	
☒ CAMPYLOBACTER	✓	
☐ YERSINIA SUSPECT (EXTRA SWAB)		
☐ AEROBIC		
☐ ANAEROBIC		
☐ FUNGI		
☐ OTHER, ____		

DIRECT MICROSCOPIC EXAMINATION

ORGANISMS IDENTIFIED

1
2
3
4
5
6
7
8

☐ SENSITIVITY TO ANTIMICROBIAL AGENTS: KIRBY-BAUER

ORGANISM NUMBER	AMIKACIN (AN 30)	AMPICILLIN (AM 10)	AUGMENTIN (AMC 30)	CEFAZOLIN (CZ 30)	CEFTRIAXONE (CRO 30)	CHLORAMPHENICOL (C 30)	CLINDAMYCIN (CC 2)	DOXYCYCLINE (D 30)	ENROFLOXACIN (ENO 5)	GENTAMICIN (GM 10)	NEOMYCIN (N 30)	OXACILLIN (OX 1)	PENICILLIN (P 10)	SULFA/TRIMETH (SXT 25)	VANCOMYCIN (VA 30)

COMMENTS:

REPORTED BY: ____

REPORT DATE: 4/26/96

CLINICAL MICROBIOLOGY

White - Animal's Chart Yellow - Laboratory Pink - Requestor Goldenrod - Clinical Pathologist

4/6/92

3637, PTF01
I.D. PROJECT CODE

CALIFORNIA PRIMATE RESEARCH CENTER

MICROBIOLOGY

mcy ~~DAMU~~ 25205 2186
ANIMAL I.D.

8/12/90
DATE OF SAMPLE

INVESTIGATOR REQUESTOR

ANIMAL DATA HOME 2003 - 4 ROOM CAGE

M SEX 9 YR 1 MO AGE 7.85 KG WEIGHT

PROCEDURE IS: X DIAGNOSTIC AID ____ COLONY MANAGEMENT ____ EXPERIMENTAL

CLINICAL SIGNS / PROBLEMS:
☒ DIARRHEA

HOSPITALIZED NO ☒ YES ☐ — ROOM CAGE

PRIOR THERAPY ☒ NO ☐ YES
LIST ALL AGENTS:

SOURCE OF SPECIMEN(S) HC.

CULTURES REQUESTED	NEGATIVE RESULT	
	NEGATIVE	NO GROWTH
☒ SALMONELLA, SHIGELLA, YERSINIA, AEROMONAS	✓	✓
☒ CAMPYLOBACTER	✓	
☐ YERSINIA SUSPECT (EXTRA SWAB)		
☐ AEROBIC		
☐ ANAEROBIC		
☐ FUNGI		
☐ OTHER, ____		

DIRECT MICROSCOPIC EXAMINATION

ORGANISMS IDENTIFIED

1
2
3
4
5
6
7
8

☐ SENSITIVITY TO ANTIMICROBIAL AGENTS: KIRBY-BAUER

ORGANISM NUMBER	AMIKACIN (AN 30)	AMPICILLIN (AM 10)	AUGMENTIN (AMC 30)	CEFAZOLIN (CZ 30)	CEFTRIAXONE (CRO 30)	CHLORAMPHENICOL (C 30)	CLINDAMYCIN (CC 2)	DOXYCYCLINE (D 30)	ENROFLOXACIN (ENO 5)	GENTAMICIN (GM 10)	NEOMYCIN (N 30)	OXACILLIN (OX 1)	PENICILLIN (P 10)	SULFA/TRIMETH (SXT 25)	VANCOMYCIN (VA 30)

COMMENTS:

REPORTED BY: ____

REPORT DATE: 8/15/90

CLINICAL MICROBIOLOGY

White - Animal's Chart Yellow - Laboratory Pink - Requestor Goldenrod - Clinical Pathologist

4/6/92

3437 , PTF01
I.D. PROJECT CODE

CALIFORNIA PRIMATE RESEARCH CENTER
PARASITOLOGY

MEM ~~MMU~~ 25205 1062
ANIMAL I.D.

8/12/96
DATE OF SAMPLE

INVESTIGATOR , REQUESTOR

ANIMAL DATA: 2003 -4
ROOM CAGE

M SEX | 9 YR 1 MO AGE | 7.05 KG WEIGHT

PRODEDURE IS: X DIAGNOSTIC AID ____ COLONY MANAGEMENT ____ EXPERIMENTAL

CLINICAL SIGNS/PROBLEMS:
☒ DIARRHEA

HOSPITALIZED NO ☒ YES ☐ ____ — ROOM CAGE

PRIOR THERAPY ☒ NO ☐ YES
LIST ALL AGENTS:

SOURCE OF SPECIMEN:
☐ FECES, Fresh catch ☐ Composite
☒ FECES, Cage sample ☐ OTHER ____

PROCEDURE REQUESTED
☒ DIRECT EXAMINATION
☐ CONCENTRATION
SEDIMENTATION FORMALIN-ETHYLACETATE ☐
FLOTATION ZINC SULFATE ☐

☐ SKIN SCRAPING EXAM
☐ STAIN FOR ACID FAST BACILLI
☐ CRYPTOSPORIDIA / GIARDIA IFA
☐ OTHER ____

FOR LABORATORY USE ONLY

APPEARANCE	CONSISTENCY: formed	COLOR: brown
EXAMINATION	☐ RBC: Ø ☐ WBC: Ø	☐ OTHER:

	Balantidium coli		Entamoeba histolytica
1+	Blastocystis hominis		Giardia lamblia
	Chilomastix mesnili		Hexamita pitheci
	Endolimax nana	2+	Iodamoeba butschlii
	Entamoeba NOS	3+	Trichomonas, NOS
1+	Entamoeba coli		Trichuris trichiura
	Entamoeba hartmanni		No Parasites Seen

	Cryptosporidium IFA		Acid fast bacilli
	Giardia IFA		Budding yeast

REPORTED BY: ____

REPORT DATE: 8/12/96

CLINICAL PARASITOLOGY

White - Animal's Chart Yellow - Laboratory Pink - Requestor Goldenrod - Clinic Pathologist

1108

PTF 94
I.D. PROJECT CODE

CALIFORNIA PRIMATE RESEARCH CENTER
MICROBIOLOGY

MCY 25205
ANIMAL I.D.

6-18-96
DATE OF SAMPLE

INVESTIGATOR — REQUESTOR —

ANIMAL DATA HOME 2e03 ROOM - 4 CAGE

M SEX 8 YR 11 MO AGE 8.24 KG WEIGHT

PROCEDURE IS. X ____ DIAGNOSTIC AID ____ COLONY MANAGEMENT ____ EXPERIMENTAL

CLINICAL SIGNS / PROBLEMS
X DIARRHEA

HOSPITALIZED NO X YES ☐ — ROOM CAGE

PRIOR THERAPY ☐ NO ☐ YES
LIST ALL AGENTS:

SOURCE OF SPECIMEN(S) RK

CULTURES REQUESTED	NEGATIVE RESULT	
	NEGATIVE	NO GROWTH
X SALMONELLA, SHIGELLA, YERSINIA, AEROMONAS	✓	✓
X CAMPYLOBACTER	✓	
☐ YERSINIA SUSPECT (EXTRA SWAB)		
☐ AEROBIC		
☐ ANAEROBIC		
☐ FUNGI		
☐ OTHER, ...		

DIRECT MICROSCOPIC EXAMINATION

ORGANISMS IDENTIFIED

1
2
3
4
5
6
7
8

☐ SENSITIVITY TO ANTIMICROBIAL AGENTS: KIRBY-BAUER

ORGANISM NUMBER	AMIKACIN (AN 30)	AMPICILLIN (AM 10)	AUGMENTIN (AMC 30)	CEFAZOLIN (CZ 30)	CEFTRIAXONE (CRO 30)	CHLORAMPHENICOL (C 30)	CLINDAMYCIN (CC 2)	DOXYCYCLINE (D 30)	ENROFLOXACIN (ENO 5)	GENTAMICIN (GM 10)	NEOMYCIN (N 30)	OXACILLIN (OX 1)	PENICILLIN (P 10)	SULFA/TRIMETH (SXT 25)	VANCOMYCIN (VA 30)

COMMENTS:

REPORTED BY: ____

REPORT DATE: 6/21/94

CLINICAL MICROBIOLOGY

White - Animal's Chart Yellow - Laboratory Pink - Requestor Goldenrod - Clinical Pathologist

4/6/92

743

PT F01
I.D. PROJECT CODE

CALIFORNIA PRIMATE RESEARCH CENTER
PARASITOLOGY

ncy 25205
ANIMAL I.D.

6-18-96
DATE OF SAMPLE

INVESTIGATOR REQUESTOR

ANIMAL DATA 2003 - 4
ROOM CAGE

M 8 YR 11 MO 8.24 KG
SEX AGE WEIGHT

PRODEDURE IS X DIAGNOSTIC AID ____ COLONY MANAGEMENT ____ EXPERIMENTAL

CLINICAL SIGNS/PROBLEMS
☒ DIARRHEA

HOSPITALIZED NO ☒ YES ☐ ____ – ____
ROOM CAGE

PRIOR THERAPY ☐ NO ☐ YES
LIST ALL AGENTS

SOURCE OF SPECIMEN
☐ FECES, Fresh catch ☐ Composite
☒ FECES, Cage sample ☐ OTHER ____

PROCEDURE REQUESTED
☒ DIRECT EXAMINATION
☐ CONCENTRATION
SEDIMENTATION FORMALIN-ETHYLACETATE ☐
FLOTATION ZINC SULFATE ☐

☐ SKIN SCRAPING EXAM
☐ STAIN FOR ACID FAST BACILLI
☐ CRYPTOSPORIDIA / GIARDIA IFA
☐ OTHER ____

FOR LABORATORY USE ONLY

APPEARANCE	CONSISTENCY: liquid	COLOR: brown
EXAMINATION	☐ RBC: Ø ☐ WBC Ø ☐ OTHER	

2+	Balantidium coli		Entamoeba histolytica
2+	Blastocystis hominis		Giardia lamblia
	Chilomastix mesnili		Hexamita pitheci
	Endolimax nana		Iodamoeba butschlii
	Entamoeba NOS	2+	Trichomonas, NOS
1+	Entamoeba coli		Trichuris trichiura
	Entamoeba hartmanni		No Parasites Seen

	Cryptosporidium IFA		Acid fast bacilli
	Giardia IFA		Budding yeast

REPORTED BY: ____

REPORT DATE 6/18/96

CLINICAL PARASITOLOGY

White - Animal's Chart Yellow - Laboratory Pink - Requestor Goldenrod - Clinic Pathologist

mcy 3046

PT F01 — I.D. / PROJECT CODE

CALIFORNIA PRIMATE RESEARCH CENTER
PARASITOLOGY

2520S — ANIMAL I.D.

4/23/96 — DATE OF SAMPLE

INVESTIGATOR / REQUESTOR

ANIMAL DATA: 2003 – 4 (ROOM / CAGE)

M (SEX) 8 YR 9 MO (AGE) 8.24 KG (WEIGHT)

PRODEDURE IS: X DIAGNOSTIC AID ____ COLONY MANAGEMENT ____ EXPERIMENTAL

CLINICAL SIGNS/PROBLEMS
☐ DIARRHEA

HOSPITALIZED NO ☒ YES ☐ ____ – ____ (ROOM / CAGE)

PRIOR THERAPY ☐ NO ☐ YES
LIST ALL AGENTS.

SOURCE OF SPECIMEN
☒ FECES, Fresh catch ☐ Composite
☐ FECES, Cage sample ☐ OTHER ____

PROCEDURE REQUESTED
☐ DIRECT EXAMINATION
☐ CONCENTRATION
SEDIMENTATION FORMALIN-ETHYLACETATE ☐
FLOTATION ZINC SULFATE ☐

☐ SKIN SCRAPING EXAM
☐ STAIN FOR ACID FAST BACILLI
☐ CRYPTOSPORIDIA / GIARDIA IFA
☐ OTHER ____

FOR LABORATORY USE ONLY

APPEARANCE	CONSISTENCY: mucoid		COLOR: bloody
EXAMINATION	☒ RBC 4+	☒ WBC 4+	☐ OTHER

	Balantidium coli		Entamoeba histolytica
	Blastocystis hominis		Giardia lamblia
	Chilomastix mesnili		Hexamita pitheci
	Endolimax nana		Iodamoeba butschlii
	Entamoeba NOS		Trichomonas, NOS
	Entamoeba coli		Trichuris trichiura
	Entamoeba hartmanni	✓	No Parasites Seen

	Cryptosporidium IFA		Acid fast bacilli
	Giardia IFA		Budding yeast

REPORTED BY: ____

REPORT DATE 4/23/96

CLINICAL PARASITOLOGY

White - Animal's Chart Yellow - Laboratory Pink - Requestor Goldenrod - Clinic Pathologist

PTF01
I.D. PROJECT CODE

CALIFORNIA PRIMATE RESEARCH CENTER

MMU - 25205
ANIMAL I.D.

DENTISTRY
OLD WORLD PRIMATES

INVESTIGATOR REQUESTER

4/6/95
DATE OF SAMPLE

ANIMAL DATA: 1605 - 8
HOMEROOM CAGE

M SEX | 7 YR 9 MO AGE | 7.96 KG WEIGHT

PROCEDURE IS: ✓ DIAGNOSTIC AID ✓ COLONY MANAGEMENT ____ EXPERIMENTAL

CLINICAL SIGNS/PROBLEMS:

Large K-9's / self-bite

PRIOR HISTORY:

RADIOGRAPHS YES ☐ NO ☒

DESCRIPTIONS OF PROCEDURES PERFORMED

Performed pulpotomy on upper canines - using CaOH, Zn oxide w Eugenol and composite resin to refill pulp cavity & recapped tooth. Blunted lower canines

OCCLUSAL VIEW

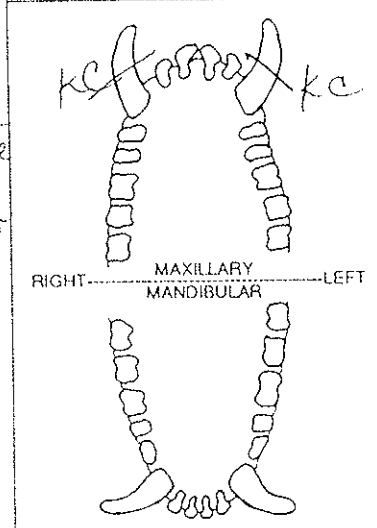

Code	Key		
C	calculus	KC	K-9 cut
CF	composite filling	RC	root canal
FX	fractured tooth	RD	retained deciduous
G	gingivitis		
L	loose tooth	X	extracted tooth
O	missing tooth	S	scaling

PROCEDURES PERFORMED BY:

Anesthesia, Concurrent Medication

	Substance	Dose	Amount	Frequency	Route
1	Telazol		0.6	SID	IM
2	Atropine		1.0	SID	IM
3	PPG		1.25	SID	SQ
4					

POSTOPERATIVE CARE

TIME IN: 4:15
TIME OUT: 5:00

Soft diet

DENTISTRY

White - Animal's Chart Yellow - SNOMED Pink - Requester

712

I.D. _____ PROJECT CODE _____

CALIFORNIA PRIMATE RESEARCH CENTER
MICROBIOLOGY

ANIMAL I.D. M Cy 25285

INVESTIGATOR _____ REQUESTOR _____

DATE OF SAMPLE 3/12/92

ANIMAL DATA: HOME _____ ROOM 1612 CAGE - 8

SEX _____ AGE YR _____ MO _____ WEIGHT _____ KG

PROCEDURE IS _____ DIAGNOSTIC AID _____ COLONY MANAGEMENT _____ EXPERIMENTAL

CLINICAL SIGNS PROBLEMS: diarrhea

HOSPITALIZED NO ☐ YES ☐ ROOM _____ CAGE _____

PRIOR THERAPY ☐ NO ☐ YES
LIST ALL AGENTS

SOURCE OF SPECIMEN(S) R/C

CULTURES REQUESTED	NEGATIVE RESULT: NEGATIVE	NEGATIVE RESULT: NO GROWTH
☒ ENTERIC PATHOGENS	✓	
☒ CAMPYLOBACTER	✓	
☐ YERSINIA		
☐ AEROBIC		
☐ ANAEROBIC		
☐ FUNGI		
☐ OTHER, _____		

DIRECT MICROSCOPIC EXAMINATION

ORGANISMS IDENTIFIED

1.
2.
3.
4.
5.
6.
7.
8.

☐ SENSITIVITY TO ANTIMICROBIAL AGENTS: KIRBY-BAUER

ORGANISM NUMBER	AMIKACIN (AN 30)	AMPICILLIN (AM 10)	AUGMENTIN (AMC 30)	CEFAZOLIN (CZ 30)	CHLORAM-PHENICOL (C 30)	ERYTHRO-MYCIN (E 15)	GENTAMICIN (GM 10)	NALIDIXIC ACID (NA)	NEOMYCIN (N 30)	OXACILLIN (OX 1)	PENICILLIN (P 10)	SULFA-TRIMETH (SXT 25)	DOXY-CYCLINE (D 30)		

COMMENTS:

REPORTED BY: _____

REPORT DATE 3/16/92

CLINICAL MICROBIOLOGY

'e - Animal's Chart Yellow - Laboratory Pink - Requestor Goldenrod - Clinical Pathologist

252

CALIFORNIA PRIMATE RESEARCH CENTER
PARASITOLOGY

I.D. / PROJECT CODE

MCy 25205
ANIMAL I.D.

INVESTIGATOR

REQUESTOR

3/12/92
DATE OF SAMPLE

ANIMAL DATA 1612 - 8
ROOM CAGE

PRODEDURE IS X DIAGNOSTIC AID COLONY MANAGEMENT

SEX EXPERIMENTAL

YR MO AGE

KG WEIGHT

CLINICAL SIGNS:PROBLEMS
☒ DIARRHEA

HOSPITALIZED NO ☒ YES ☐ ROOM CAGE

PRIOR THERAPY ☐ NO ☐ YES
LIST ALL AGENTS

SOURCE OF SPECIMEN
☐ FECES. Fresh catch
☒ FECES. Cage sample ☐ OTHER

PROCEDURE REQUESTED
☒ DIRECT EXAMINATION
☐ CONCENTRATION
SEDIMENTATION FORMALIN-ETHYLACETATE ☐
FLOTATION ZINC SULFATE ☐

☐ SKIN SCRAPING EXAM
☐ CRYPTOSPORIDIA SMEAR
☐ OTHER

FOR LABORATORY USE ONLY

APPEARANCE	CONSISTENCY	liquid	COLOR brown
EXAMINATION	☐ RBC ∅	☐ WBC ∅	☐ OTHER

	Balantidium coli		Entamoeba histolytica
2+	Blastocystis hominis		Giardia lamblia
	Chilomastix mesnili		Hexamita pitheci
	Cryptospordium. NOS		Iodamoeba butschlii
	Entamoeba NOS	2+	Trichomonas, NOS more than one variety
	Entamoeba coli		Trichuris trichiura
	Entamoeba hartmanni		No Parasites Seen

REPORTED BY:

REPORT DATE 3/12/92

CLINICAL PARASITOLOGY

White - Animal's Chart

19

I.D. CRB01 PROJECT CODE

CALIFORNIA PRIMATE RESEARCH CENTER

CLINICAL BIOCHEMISTRY

ANIMAL I.D. May - 25205

INVESTIGATOR / REQUESTOR

DATE OF SAMPLE 1/7/91

ANIMAL DATA: 1612 - 8 (HOME ROOM / CAGE) M (SEX) 4 YR 6 MO (AGE) 3.13 KG (WEIGHT)

PROCEDURE IS: ____ DIAGNOSTIC AID ____ COLONY MANAGEMENT ____ EXPERIMENTAL

CLINICAL SIGNS/PROBLEMS: R/O poss. diabetes

HOSPITALIZED NO [X] YES [ ] ROOM CAGE

PRIOR THERAPY ? NO [ ] YES [ ]
LIST ALL AGENTS

TIME DRAWN ____ AM PM TEMP ____ °C

DIETARY STATUS: UNKNOWN [ ] FED [ ] FASTED [ ] ____ HOURS COMMENTS TO VMMC 1/8/92 cy

SAMPLE: SERUM [ ] HEPARINIZED PLASMA [ ] CITRATED BLOOD [ ] HEPARINIZED BLOOD [ ] URINE [ ] SAMPLE COLOR: NO ABNORMALITIES [ ] HEMOLYZED [X] Slight ICTERIC [ ] LIPEMIC [ ]

PANEL: NOVA [ ] ART [ ] VEN [ ] PP2 [ ] PP3 [X] SPECIAL PANELS [ ] (ARRANGE WITH LAB) CLINICAL SERUM BANK [ ] BOX ____ SLOT ____

#	√	TEST	RESULT	UNITS	#	√	TEST	RESULT		UNITS	#	√	TEST	TIME	TIME	TIME	TIME	UNITS
1		SODIUM (S,HP)	145	mM/L	14		γGT(S,HP)	103		U/L	25		NOVA					
2		POTASSIUM (S,HP)	5.5	mM/L	15		CPK (S,HP)			U/L			SODIUM					mM/L
3		CHLORIDE (S,HP)	107	mM/L	16		AST [SGOT] (S,HP)			U/L			POTASSIUM					mM/L
4		TCO_2 (S,HP)	23	mM/L	17		BILI TOTAL (S,HP)			mg/dl			CHLORIDE					mM/L
		ANION GAP 3+4-(1+2)	21	mM/L	18		DIRECT			mg/dl			ANION GAP					
5		CALCIUM (S,HP)	10.3	mg/dl	19		INDIRECT			mg/dl			GLUCOSE					mg/dl
6		PHOSPHOROUS (S)	4.4	mg/dl	20		LDH (S,HP)			U/L			OSMO					mOsm/kg
7		CREATININE (S,HP)	0.7	mg/dl	21		CHOLESTEROL (S,HP)			mg/dl			HCT					%
8		BUN (S,HP)	29	mg/dl	22		TRIGLYCERIDES			mg/dl			HGB					g/dl
9		GLUCOSE (S,P,HP)	44	mg/dl	23		*OTHER (SPECIFY)						BE-ECF					mM/L
10		ALT[SGPT] (S,HP)	45	U/L	24		*CLOTTING PANEL	PATIENT	CONTROL				TCO_2					mM/L
11		ALK P'TASE (S,HP)	814	U/L			PROTHROMBIN TIME			SEC			PH					pH unit
12		TOTAL PROTEIN (S)	7.2	gm/dl			PTT			SEC			CO_2-pCO_2					mm Hg
13		ALBUMIN	4.5	gm/dl			FDP			µg/ml			pO_2					mm Hg
													BICARB					mM/L
													BASE BALANCE					mM/L

* CALL BEFORE DRAWING SAMPLE

REPORTED BY ____ DATE 1/9/92

PERFORMED BY: CPRC OTHER [ ]

CLINICAL BIOCHEMISTRY

White - Animal's Chart (89) Yellow - Laboratory Pink - Requestor Goldenrod - Clinical Pathology

87

CRB01
I.D. PROJECT CODE

CALIFORNIA PRIMATE RESEARCH CENTER
MICROBIOLOGY

MCy 25205
ANIMAL I.D.

4/9/92
DATE OF SAMPLE

INVESTIGATOR REQUESTOR

ANIMAL DATA HOME 1612 ROOM - 8 CAGE

M SEX 4 YR 6 MO AGE 3.13 KG WEIGHT

PROCEDURE IS DIAGNOSTIC AID COLONY MANAGEMENT EXPERIMENTAL

CLINICAL SIGNS - PROBLEMS
Bloody Diarrhea

HOSPITALIZED NO ☒ YES ☐ ROOM CAGE

PRIOR THERAPY ☐ NO ☐ YES
LIST ALL AGENTS

SOURCE OF SPECIMEN(S) R/C

CULTURES REQUESTED	NEGATIVE RESULT: NEGATIVE	NEGATIVE RESULT: NO GROWTH
☒ ENTERIC PATHOGENS	✓	
☒ CAMPYLOBACTER	✓	
☐ YERSINIA		
☐ AEROBIC		
☐ ANAEROBIC		
☐ FUNGI		
☐ OTHER,		

DIRECT MICROSCOPIC EXAMINATION

ORGANISMS IDENTIFIED

1
2
3
4
5.
6
7
8.

☐ SENSITIVITY TO ANTIMICROBIAL AGENTS: KIRBY-BAUER

ORGANISM NUMBER	AMIKACIN (AN 30)	AMPICILLIN (AM 10)	AUGMENTIN (AMC 30)	CEFAZOLIN (CZ 30)	CHLORAMPHENICOL (C 30)	ERYTHROMYCIN (E 15)	GENTAMICIN (GM 10)	NALIDIXIC ACID (NA)	NEOMYCIN (N 30)	OXACILLIN (OX 1)	PENICILLIN (P 10)	SULFA TRIMETH (SXT 25)	DOXYCYCLINE (D 30)		

COMMENTS:

REPORTED BY:

REPORT DATE: 4/13/92

CLINICAL MICROBIOLOGY

Pink - Animal's Chart Yellow - Laboratory Pink - Requestor Goldenrod - Clinical Pathologist

134

CALIFORNIA PRIMATE RESEARCH CENTER

HEMATOLOGY

I.D. CRB01 — PROJECT CODE

ANIMAL I.D. mcy 25205

INVESTIGATOR — REQUESTOR

DATE OF SAMPLE 1/9/92

ANIMAL DATA: 16/2 - 8 (HOME ROOM — CAGE)

SEX: M — AGE: 4 YR 6 MO — WEIGHT: 3.13 KG

PRODEDURE IS: ✓ DIAGNOSTIC AID ____ COLONY MANAGEMENT ____ EXPERIMENTAL

CLINICAL SIGNS / PROBLEMS: Bloody Diarrhea

HOSPITALIZED NO ☒ YES ☐ ____ ROOM ____ CAGE

PRIOR THERAPY ☐ NO ☐ YES
LIST ALL AGENTS: STAT

BLEEDING CONDITIONS: ☒ Squeezed - limb pulled ☐ Caught on run ☐ Fasted ____ hrs ☐ Anesthetized ☐ Other ____

☒ COMPLETE BLOOD COUNT: ELECTRONIC CELL COUNT, SMEAR EVALUATION, PLASMA PROTEIN, FIBRINOGEN

☐ ELECTRONIC CELL COUNT

WBC	12.6	X 10^3 / µl
RBC	5.77	X 10^6 / µl
HEMOGLOBIN	12.3	gm/dl
HEMATOCRIT	40.2	%
MCV	70	fl
MCH	21.3	pg
MCHC	30.6	pg/fl
PLATELETS	1.95	X 10^5 / µl

☐ RETICULOCYTES ____ % ____ X 10^5 / µl

☐ PCV (CENTRIFUGED) ____ %

☐ PLASMA PROTEIN 7.3 gm/dl

PLASMA COLOR:
- ☒ NO ABNORMALITIES
- ☐ HEMOLYZED
- ☐ ICTERIC
- ☐ LIPEMIC

☐ FIBRINOGEN 400 mg/dl

☐ SMEAR EVALUATION: TOTAL WBC 12.6 X 10^3/µl
☐ CORRECTED WBC ____ X 10^3/µl

DIFFERENTIAL	%	/ µl
METAMYELOCYTES		
BAND NEUTROPHILS		
SEG. NEUTROPHILS	43	5418
LYMPHOCYTES	45	5670
MONOCYTES	10	1260
EOSINOPHILS	2	252
BASOPHILS	2	252
OTHER		
NRBC/100 WBC		

PLATELETS
- ☒ ADEQUATE
- ☐ DECREASED ☐ +1 ☐ +2 ☐ +3
- ☐ INCREASED ☐ +1 ☐ +2 ☐ +3
- ☐ LARGE PLATELETS
- ☐ CLUMPED

ERYTHROCYTE MORPHOLOGY
- ☒ ESSENTIALLY NORMAL
- ☐ HYPOCHROMASIA ☐ +1 ☐ +2 ☐ +3 ☐ +4
- ☐ POLYCHROMASIA ☐ +1 ☐ +2 ☐ +3 ☐ +4
- ☐ LEPTOCYTOSIS ☐ +1 ☐ +2 ☐ +3 ☐ +4
- ☐ POIKILOCYTOSIS ☐ +1 ☐ +2 ☐ +3 ☐ +4
- ☐ ANISOCYTOSIS ☐ +1 ☐ +2 ☐ +3 ☐ +4
- ☐ ROULEAUX ☐ +1 ☐ +2 ☐ +3 ☐ +4

COMMENTS: ☐ PARTIALLY CLOTTED SAMPLE

REPORTED BY:

REPORT DATE: 1/9/92

CLINICAL HEMATOLOGY

White - Animal's Chart — Yellow - Laboratory — Pink - Requestor — Goldenrod - Clinical Pathologist

1612

8713, CRBD1
I.D. PROJECT CODE

CALIFORNIA PRIMATE RESEARCH CENTER
RADIOLOGY

MCY25205
ANIMAL I.D.

/
INVESTIGATOR REQUESTOR

7-31-90
DATE OF EXAM

ANIMAL DATA: Q45 - 2
HOMEROOM CAGE

F
SEX

3 YR 0 MO
AGE

1.960 KG
WEIGHT

HOSPITAL ROOM CAGE

PROCEDURE IS: ____DIAGNOSTIC AID ____COLONY MANAGEMENT ____EXPERIMENTAL

TENT. DIAGNOSIS: Glaucoma Rule out

HISTORY:

SPECIAL PROCEDURES:

Previous radiographs: ☐ Yes ☑ No

Investigator: _____

Repeat studies required at _____ days/weeks/months

Technique: ☑ Vertical
☐ Table Top
☐ Bucky

Film Type: Rm speed

Total No. Films: 2

	cm	ma	time	kvp
Lat.	07	300	1/60	60
VD	07	5	5	60

RADIOGRAPHIC INTERPRETATION:

Mild interstitial pattern

enlarged heart shadow w/ exhalation

CONCLUSIONS:

EXAM REQUESTED

Head
- ☐ nasal cavity
- ☐ teeth upper ☐ R ☐ lower ☐ L ☐
- ☐ mandible R ☐ L ☐
- ☐ maxilla R ☐ L ☐
- ☐ skull - routine

Neck
- ☐ cervical spine
- ☐ soft tissues

Thorax
- ☑ routine
- ☐ thoracic vertebra
- ☐ esophagus
- ☐ thoracic inlet

Abdomen
- ☐ routine
- ☐ obstruction series
- ☐ liver
- ☐ intestinal tract
- ☐ kidney, ureter bladder
- ☐ uterus
- ☐ prostate
- ☐ lumbar vertebra
- ☐ sacral vertebra
- ☐ coccygeal vertebra
- ☐ I.U.
- ☐ cystography
- ☐ upper g.i.
- ☐ lower g.i.
- ☐ myelogram

Arm
- ☐ shoulder
- ☐ R ☐ humerus
- ☐ elbow joint
- ☐ L ☐ radius-ulna
- ☐ carpal joints
- ☐ hand

Leg
- ☐ pelvis
- ☐ R ☐ hip joint
- ☐ femur
- ☐ L ☐ knee joint
- ☐ tibia-fibula
- ☐ tarsal joints
- ☐ foot

Ultrasound ☐

Other: (Specify)

REPORTED BY: _____

REPORT DATE: _____

CLINICAL RADIOLOGY

White - Animal's Chart

2 RU

VKB

CALIFORNIA PRIMATE RESEARCH CENTER

ANIMAL ACQUISITION RECORD

A. Filled out by Primate Resources

MCY 25205
Species ID#

1-31-90
Acq'n Date (M-D-Y)

Location QU8-5 SW1612-35

Charge Unit CRB01/8713 Colony R

Project Code CRB01

CPRC Generation 00

Mother's ID# (if known) _____ Father's ID# _____

RECORDED BY:

B. Filled out at Quarantine

Sex: M [ ] F [X]

Previous Identification _____

Date of Birth _____ - _____ - _____ (if known)

OR Estimated Age _____ years _____ months

Comments:

VETERINARIAN:

C. Filled out by Primate Resources

ISIS Birthplace:

Institution code (if domestic born) _____

Geographic code (if wild-caught) 4522-303-X1

ISIS Acquisition Source:

Institution code 4522-303-X1

Census Flags _____

REMARKS:

MALARIA TREATMENT SCHEDULE

ANIMAL NUMBER: MCY 25205

LOCATION: 16/2

WEIGHT: _____

8/6/90, 9:00 am	CHLOROQUINE 10 mg/kg PRIMAQUINE 0.3 mg/kg
8/6/90, 1:30 pm	CHLOROQUINE 5 mg/kg
8/7/90, 1:30 pm	CHLOROQUINE 5 mg/kg PRIMAQUINE 0.3 mg/kg
8/8/90, 1:30 pm	CHLOROQUINE 5 mg/kg PRIMAQUINE 0.3 mg/kg
8/9-8/19/90, 1:30 pm	PRIMAQUINE 0.3 mg/kg

All treatments administered by nasogastric tube

TREATMENTS ADMINISTERED BY:

CALIFORNIA PRIMATE RESEARCH CENTER
PHYSICAL EXAM AND EVALUATION/HEALTH CERTIFICATE

SPECIES/ID# 25205 LOCATION ~~QU 5-5~~ 1612 DATE 7-31-90

REASON FOR EXAM: ROUTINE PRE-SHIPMENT (QU SCREEN) EXPERIMENTAL OTHER

ORGAN SYTEMS: NAO=NO ABNORMALITIES OBSERVED A=ABNORMAL NE=NOT EXAMINED							
1. INTEGUMENT	NAO	(A)	NE	6. SPLEEN/L. NODES	(NAO)	A	NE
2. ORAL CAVITY	(NAO)	A	NE	7. RESPIRATORY	(NAO)	A	NE
3. EYES	(NAO)	A	NE	8. DIGESTIVE	(NAO)	A	NE
4. MUSCULOSKELET.	(NAO)	A	NE	9. UROGENITAL	(NAO)	A	NE
5. CIRCULATORY	(NAO)	A	NE	10. OTHER	NAO	A	NE

FEMORAL VESSELS: Right Strong Left Strong

WEIGHT (kg) DATE CURRENT TB TEST

ABNORMAL FINDINGS: Measles vacc. ⊗

1) Scars across ventral waist

REPRODUCTIVE EVALUATION	
	UTERUS: NAO A NE ADHESIONS: MINOR MODERATE SEVERE PREGNANCY STATUS: **PREGNANT:** GL (mm)= ____ BPD (mm)= ____ FL (mm)= ____ E/FHR (bpm)= ____ Gest. Age (days) ____ **NONPREGNANT:** UTERINE SIZE ____ CONTOUR/SHAPE ____ ____ GENDER: M F

___ REPRODUCTIVELY SOUND ___ AREPRODUCTIVE ___ RE-EVALUATE ___ NOT EVALUATED

COMMENTS:

OVERALL CONDITION: (EXCELLENT) GOOD FAIR POOR

RECOMMENDATION: I CERTIFY TO THE BEST OF MY KNOWLEDGE THAT THIS ANIMAL HAS BEEN EXAMINED AND IS :

___ SATISFACTORY FOR SHIPMENT COMMENT:

___ SATISFACTORY FOR PROJECT COMMENT:

___ OTHER COMMENT:

DATE: 7/31/90 EXAMINING VETERINARIAN: [signature]

est age 2-3 yrs

CALIFORNIA PRIMATE RESEARCH CENTER
PHYSICAL EXAM AND EVALUATION/HEALTH CERTIFICATE

SPECIES/ID# Mcy 25205 LOCATION QU5-5 DATE 2/5/90

REASON FOR EXAM: ROUTINE PRE-SHIPMENT QU SCREEN EXPERIMENTAL OTHER

ORGAN SYTEMS: NAO=NO ABNORMALITIES OBSERVED A=ABNORMAL NE=NOT EXAMINED

1. INTEGUMENT	NAO	A	NE	6. SPLEEN/L. NODES	NAO	A	NE
2. ORAL CAVITY	NAO	A	NE	7. RESPIRATORY	NAO	A	NE
3. EYES	NAO	A	NE	8. DIGESTIVE	NAO	A	NE
4. MUSCULOSKELET.	NAO	A	NE	9. UROGENITAL	NAO	A	NE
5. CIRCULATORY	NAO	A	NE	10. OTHER	NAO	A	NE

T= 97°

FEMORAL VESSELS: Right OK Left OK

WEIGHT (kg) DATE CURRENT TB TEST

ABNORMAL FINDINGS:

(1) scar around waist

REPRODUCTIVE EVALUATION

male - small testicles.

UTERUS: NAO A NE

ADHESIONS: MINOR MODERATE SEVERE

PREGNANCY STATUS:

PREGNANT:	NONPREGNANT:
GL (mm)=	UTERINE SIZE
BPD (mm)=	
FL (mm)=	CONTOUR/SHAPE
E/FHR (bpm)=	
Gest. Age (days)	

GENDER: M F

___ REPRODUCTIVELY SOUND ___ AREPRODUCTIVE ___ RE-EVALUATE ___ NOT EVALUATED

COMMENTS:

OVERALL CONDITION: EXCELLENT GOOD FAIR POOR

RECOMMENDATION: I CERTIFY TO THE BEST OF MY KNOWLEDGE THAT THIS ANIMAL HAS BEEN EXAMINED AND IS :

___ SATISFACTORY FOR SHIPMENT COMMENT:

___ SATISFACTORY FOR PROJECT COMMENT:

___ OTHER OK Screening COMMENT:

DATE: 2/5/90 **EXAMINING VETERINARIAN:**

110

8713 CRB01

I.D. PROJECT CODE

CALIFORNIA PRIMATE RESEARCH CENTER
PARASITOLOGY

MCY 25205

ANIMAL I.D.

2/5/90

DATE OF SAMPLE

INVESTIGATOR REQUESTOR

ANIMAL DATA QU 5 5

ROOM CAGE

F

SEX

YR MO DAYS

AGE

PRODEDURE IS DIAGNOSTIC AID

CLINICAL SIGNS PROBLEMS

☐ DIARRHEA

HOSPITALIZED NO ☐ YES ☐ ROOM CAGE

PRIOR THERAPY ☐ NO ☐ YES

LIST ALL AGENTS

SOURCE OF SPECIMEN

☐ FECES Fresh catch

☐ FECES Cage sample ☐ OTHER

PROCEDURE REQUESTED

☐ DIRECT EXAMINATION

☒ CONCENTRATION

SEDIMENTATION FORMALIN-ETHYLACETATE ☒

FLOTATION ZINC SULFATE ☐

☐ DARK FIELD EXAM

☐ OTHER

FOR LABORATORY USE ONLY

APPEARANCE CONSISTENCY Soft COLOR Brown

EXAMINATION ☐ RBC — ☐ WBC —

	Balantidium coli		Entamoeba histolytica
	Blastocystis hominis		Giardia lamblia
	Chilomastix mesnili		Hexamita pitheci
	Cryptospordium. NOS		Iodamoeba butschlii
	Entamoeba NOS		Trichomonas. NOS
	Entamoeba coli		Trichuris trichiura
	Entamoeba hartmanni		No Parasites Seen

7 Strongyle ova seen

REPORTED BY

REPORT DATE 2/21/90

CLINICAL PARASITOLOGY

294

8713 CRB01
I.D. PROJECT CODE

CALIFORNIA PRIMATE RESEARCH CENTER
MICROBIOLOGY

MCY 25205
ANIMAL I.D.

2/5/90
DATE OF SAMPLE

INVESTIGATOR REQUESTOR

ANIMAL DATA HOME QU ROOM 5 CAGE 5

F SEX YR MO AGE KG WEIGHT

PROCEDURE IS DIAGNOSTIC AID COLONY MANAGEMENT EXPERIMENTAL

CLINICAL SIGNS PROBLEMS

HOSPITALIZED NO ☐ YES ☐ ROOM CAGE

PRIOR THERAPY ☐ NO ☐ YES
LIST ALL AGENTS

SOURCE OF SPECIMEN(S)

CULTURES REQUESTED	NEGATIVE RESULT	
	NEGATIVE	NO GROWTH
☐ ENTERIC PATHOGENS	✓	
☐ CAMPYLOBACTER		
☐ YERSINIA		
☐ AEROBIC		
☐ ANAEROBIC		
☐ FUNGI		
☐ OTHER,		

DIRECT MICROSCOPIC EXAMINATION

ORGANISMS IDENTIFIED

1
2
3
4
5
6
7
8

☐ SENSITIVITY TO ANTIMICROBIAL AGENTS KIRBY-BAUER

ORGANISM NUMBER	AMIKACIN (AN 30)	AMPICILLIN (AM 10)	AUGMENTIN (AMC 30)	CEFAZOLIN (CZ 30)	CHLORAM-PHENICOL (C 30)	ERYTHRO MYCIN (E 15)	GENTAMICIN (GM 10)	NALIDIXIC ACID (NA)	NEOMYCIN (N 30)	OXACILLIN (OX 1)	PENICILLIN (P 10)	SULFA-TRIMETH (SXT 25)	DOXY CYCLINE (D 30)		

COMMENTS

REPORTED BY

REPORT DATE 2/7/90

CLINICAL MICROBIOLOGY

White - Animal's Chart Yellow - Laboratory Pink - Requestor Goldenrod - Clinical Pathologist

719

CALIFORNIA PRIMATE RESEARCH CENTER

HEMATOLOGY

8713 / CRB01
I.D. PROJECT CODE

MCY 25205
ANIMAL I.D.

2/5/90
DATE OF SAMPLE

INVESTIGATOR REQUESTOR

ANIMAL DATA QU 5 - 5
HOME ROOM CAGE

F SEX YR MO AGE KG WEIGHT

PRODEDURE IS. ____ DIAGNOSTIC AID ____ COLONY MANAGEMENT ____ EXPERIMENTAL

CLINICAL SIGNS / PROBLEMS:

PRIOR THERAPY ☐NO ☐YES
LIST ALL AGENTS.

HOSPITALIZED NO ☐ YES ☐ ____ ROOM ____ CAGE

BLEEDING CONDITIONS: ☐ Squeezed - limb pulled ☐ Caught on run ☐ Fasted ____ hrs ☐ Anesthetized ☐ Other ____

☐ COMPLETE BLOOD COUNT: ELECTRONIC CELL COUNT, SMEAR EVALUATION, PLASMA PROTEIN, FIBRINOGEN

☐ ELECTRONIC CELL COUNT

WBC	12.1	X 10^3 / µl
RBC	4.73	X 10^6 / µl
HEMOGLOBIN	10.5	gm/dl
HEMATOCRIT	35.9	%
MCV	76	fl
MCH	22.2	pg
MCHC	29.2	pg/fl
PLATELETS	3.40	X 10^5 / µl

☐ RETICULOCYTES ____ % ____ X 10^5 / µl

☐ PCV (CENTRIFUGED) ____ %

☐ PLASMA PROTEIN 7.2 gm/dl

PLASMA COLOR:
- ☐ NO ABNORMALITIES
- ☒ HEMOLYZED Slight
- ☐ ICTERIC
- ☐ LIPEMIC

☐ FIBRINOGEN 300 mg/dl

☐ SMEAR EVALUATION: TOTAL WBC ____ X 10^3/µl
☐ CORRECTED WBC ____ X 10^3/µl

DIFFERENTIAL	Available	/ µl
METAMYELOCYTES		
BAND NEUTROPHILS		
SEG. NEUTROPHILS		
LYMPHOCYTES		
MONOCYTES		
EOSINOPHILS		
BASOPHILS		
OTHER		
NRBC/100 WBC		

PLATELETS
- ☐ ADEQUATE
- ☐ DECREASED ☐+1 ☐+2 ☐+3
- ☐ INCREASED ☐+1 ☐+2 ☐+3
- ☐ LARGE PLATELETS
- ☐ CLUMPED

ERYTHROCYTE MORPHOLOGY
- ☐ ESSENTIALLY NORMAL
- ☐ HYPOCHROMASIA ☐+1 ☐+2 ☐+3 ☐+4
- ☐ POLYCHROMASIA ☐+1 ☐+2 ☐+3 ☐+4
- ☐ LEPTOCYTOSIS ☐+1 ☐+2 ☐+3 ☐+4
- ☐ POIKILOCYTOSIS ☐+1 ☐+2 ☐+3 ☐+4
- ☐ ANISOCYTOSIS ☐+1 ☐+2 ☐+3 ☐+4
- ☐ ROULEAUX ☐+1 ☐+2 ☐+3 ☐+4

COMMENTS: ☐ PARTIALLY CLOTTED SAMPLE

REPORTED BY: ____

REPORT DATE: 2/5/90

CLINICAL HEMATOLOGY
White - Animal's Chart Yellow - Laboratory Pink - Requestor Goldenrod - Clinical Pathologist

CALIFORNIA REGIONAL PRIMATE RESEARCH CENTER ALL RECORDS THRU SEP2
0-00
ANIMAL DEMOGRAPHIC/MEDICAL PROFILE, REPORT 315

WED, SEP 20, 2000

ANIMAL ID	CURRENT LOCATIO	N	DATE	WT(KG)	DEMOGRAPHIC ACTIVITY, CLINICAL OBSERVATION, OR MEDICAL EVENT
MCY 25205	SW 1604-29		JAN31-90		ACQUIRED TO QU8-5
			FEB01-90		MOVED FROM QU8-5 TO QU5-5
			FEB05-90	1.600	
					SERUM BANK SAMPLE
					MICROBIOLOGY
					RECTAL SWAB
					MICROBIAL CULTURE, COMPLEX: SALMONELLA, SHIGELLA, YERSINIA
					NEGATIVE SHIGELLA, SALMONELLA, YERSINIA CULTURE
					PARASITOLOGY
					FECES
					CONCENTRATION
					STRONGYLE
			FEB20-90	1.700	
			MAR05-90	1.700	
			MAR19-90	1.800	
			APR02-90	1.800	
			APR16-90	1.900	
			APR30-90	2.000	
			MAY15-90	1.830	
			MAY29-90	2.010	
			JUN11-90	1.960	
			JUL31-90		MOVED FROM QU5-5 TO SW1612-35
				2.000	
					IMMUNIZATION: MEASLES-RUBEOLA
			AUG06-90		EXP. INTERVENTION
					NASOGASTRIC INTUBATION (NGT)
					CHLOROQUINE
					2 DAYS
					PRIMAQUINE
					2 DAYS
			AUG08-90		EXP. INTERVENTION
					NASOGASTRIC INTUBATION (NGT)
					PRIMAQUINE
					12 DAYS
			AUG29-90	2.200	
			SEP25-90	2.230	
			OCT24-90	2.450	
			NOV27-90	2.400	
			DEC19-90	2.430	
			JAN15-91	2.310	
			FEB12-91	2.480	
			MAR12-91	2.470	
			APR10-91	2.560	
			MAY09-91	2.550	

CALIFORNIA REGIONAL PRIMATE RESEARCH CENTER ALL RECORDS THRU SEP2
0-00
ANIMAL DEMOGRAPHIC/MEDICAL PROFILE, REPORT 315

WED, SEP 20, 2000

ANIMAL ID	CURRENT LOCATIO	N	DATE	WT(KG)	DEMOGRAPHIC ACTIVITY, CLINICAL OBSERVATION, OR MEDICAL EVENT
MCY 25205	SW 1604-29		JUN04-91		SERUM BANK SAMPLE
			JUN06-91	2.760	
			JUL22-91	2.820	
			SEP11-91	2.850	
			SEP20-91		MOVED FROM SW1612-35 TO SW1612-8
			OCT07-91	2.960	
			NOV06-91	3.150	
			DEC19-91	3.130	
			DEC20-91	3.130	
			JAN09-92		MICROBIOLOGY RECTAL SWAB MICROBIAL CULTURE, COMPLEX: SALMONELLA, SHIGELLA, YERSINIA NEGATIVE SHIGELLA, SALMONELLA, YERSINIA CULTURE MICROBIAL CULTURE, COMPLEX: CAMPYLOBACTER NEGATIVE CAMPYLOBACTER CULTURE
			JAN29-92	3.380	
			FEB26-92	3.440	
			MAR12-92		MICROBIOLOGY RECTAL SWAB MICROBIAL CULTURE, COMPLEX: SALMONELLA, SHIGELLA, YERSINIA NEGATIVE SHIGELLA, SALMONELLA, YERSINIA CULTURE MICROBIAL CULTURE, COMPLEX: CAMPYLOBACTER NEGATIVE CAMPYLOBACTER CULTURE PARASITOLOGY FECES, CAGE SAMPLE MICROBIAL OVA-PARASITE EXAMINATION, FECAL BLASTOCYSTIS HOMINIS TRICHOMONAS
			MAR13-92		CLINICAL TREATMENT ADMINISTRATION OF DRUG OR SUBSTANCE, INTRAMUSCULAR BVP 2674 6 DAYS
			MAR24-92	3.550	
			APR02-92		CLINICAL TREATMENT ADMINISTRATION OF DRUG OR SUBSTANCE, INTRAMUSCULAR BVP 2674 5 DAYS
			APR22-92	3.640	
			MAY27-92	3.630	
			JUN17-92	3.830	
			JUL28-92	3.890	
			SEP21-92	3.950	
			NOV25-92	4.550	
			DEC11-92		MOVED FROM SW1612-8 TO AB1-2

CALIFORNIA REGIONAL PRIMATE RESEARCH CENTER ALL RECORDS THRU SEP2
0-00
ANIMAL DEMOGRAPHIC/MEDICAL PROFILE, REPORT 315

WED, SEP 20, 2000

ANIMAL ID	CURRENT LOCATIO	N	DATE	WT(KG)	DEMOGRAPHIC ACTIVITY, CLINICAL OBSERVATION, OR MEDICAL EVENT
MCY 25205	SW 1604-29		JAN13-93	4.710	
			FEB02-93		MOVED FROM AB1-2 TO SW1612-52
			MAR17-93	4.820	
			MAY19-93	5.150	
			JUN08-93		MOVED FROM SW1612-52 TO AB1-52
			JUL27-93	5.000	
			SEP28-93	5.340	
			NOV02-93	5.760	
			MAR30-94	5.770	
			MAR31-94		SERUM BANK SAMPLE
			JUN13-94	6.080	
			JUN16-94		SERUM BANK SAMPLE
			AUG08-94	6.310	
			AUG09-94		MOVED FROM AB1-52 TO AB5001-52
			SEP26-94		MOVED FROM AB5001-52 TO SW1612-7
			OCT03-94	6.670	
			OCT19-94		MOVED FROM SW1612-7 TO SW1605-8
			NOV02-94	6.970	
			NOV22-94	7.030	
			DEC29-94	7.350	
			JAN24-95	7.100	
			MAR21-95	7.460	
			MAY15-95		MOVED FROM SW1605-8 TO SW1605-7
			MAY22-95	7.510	
			JUN06-95		DISCHARGE DIAGNOSIS WRIST WOUND, ABRADED TRAUMATIC AGENT PATIENT STATUS DETERMINATION, GREATLY IMPROVED NO LINK
			JUL24-95	7.550	
			SEP08-95		MOVED FROM SW1605-7 TO SS2003-4
			OCT26-95	7.650	
			DEC14-95	8.150	
			FEB13-96	8.210	
			APR09-96	8.240	
			APR23-96		CLINICAL TREATMENT ADMINISTRATION OF DRUG OR SUBSTANCE, ORAL SULFAMETHOXAZOLE TRIMETHOPRIM 8 DAYS MICROBIOLOGY RECTAL SWAB MICROBIAL CULTURE, COMPLEX: SALMONELLA, SHIGELLA, YERSINIA NEGATIVE SHIGELLA, SALMONELLA, YERSINIA CULTURE MICROBIAL CULTURE, COMPLEX: CAMPYLOBACTER NEGATIVE CAMPYLOBACTER CULTURE

CALIFORNIA REGIONAL PRIMATE RESEARCH CENTER
0-00
ANIMAL DEMOGRAPHIC/MEDICAL PROFILE, REPORT 315

ALL RECORDS THRU SEP2

WED, SEP 20, 2000

ANIMAL ID	CURRENT LOCATIO N	DATE	WT(KG)	DEMOGRAPHIC ACTIVITY, CLINICAL OBSERVATION, OR MEDICAL EVENT
MCY 25205	SW 1604-29	JUN13-96	7.850	
		JUN18-96		MICROBIOLOGY MICROBIAL CULTURE, COMPLEX: SALMONELLA, SHIGELLA, YERSINIA RECTAL SWAB NEGATIVE SHIGELLA, SALMONELLA, YERSINIA CULTURE MICROBIAL CULTURE, COMPLEX: CAMPYLOBACTER NEGATIVE CAMPYLOBACTER CULTURE NO LINK
		JUN21-96		CLINICAL TREATMENT ADMINISTRATION OF DRUG OR SUBSTANCE, ORAL METRONIDAZOL 10 DAYS
		AUG08-96	8.050	
		AUG12-96		MICROBIOLOGY MICROBIAL CULTURE, COMPLEX: SALMONELLA, SHIGELLA, YERSINIA RECTAL SWAB NEGATIVE SHIGELLA, SALMONELLA, YERSINIA CULTURE MICROBIAL CULTURE, COMPLEX: CAMPYLOBACTER RECTAL SWAB NEGATIVE CAMPYLOBACTER CULTURE NO LINK
		OCT07-96	7.720	
		OCT10-96		MICROBIOLOGY MICROBIAL CULTURE, COMPLEX: SALMONELLA, SHIGELLA, YERSINIA RECTAL SWAB NEGATIVE SHIGELLA, SALMONELLA, YERSINIA CULTURE MICROBIAL CULTURE, COMPLEX: CAMPYLOBACTER RECTAL SWAB NEGATIVE CAMPYLOBACTER CULTURE NO LINK
		DEC05-96	7.860	
		JAN29-97		MICROBIOLOGY MICROBIAL CULTURE, COMPLEX: SALMONELLA, SHIGELLA, YERSINIA RECTAL SWAB NO MICROBIAL GROWTH MICROBIAL CULTURE, COMPLEX: CAMPYLOBACTER RECTAL SWAB CAMPYLOBACTER JEJUNI NO LINK
		FEB10-97	7.620	
				SERUM BANK SAMPLE
		APR08-97	7.980	
		JUN04-97	7.390	
		JUL10-97		MOVED FROM SS2003-4 TO SS2003-61

CALIFORNIA REGIONAL PRIMATE RESEARCH CENTER ALL RECORDS THRU SEP2
0-00
ANIMAL DEMOGRAPHIC/MEDICAL PROFILE, REPORT 315

WED, SEP 20, 2000

ANIMAL ID	CURRENT LOCATIO	N	DATE	WT(KG)	DEMOGRAPHIC ACTIVITY, CLINICAL OBSERVATION, OR MEDICAL EVENT
MCY 25205	SW 1604-29		AUG11-97	7.650	
			OCT09-97	7.440	
			OCT31-97		CLINICAL TREATMENT ADMINISTRATION OF DRUG OR SUBSTANCE, ORAL METRONIDAZOL 10 DAYS
			DEC03-97	7.920	
			JAN14-98		MOVED FROM SS2003-61 TO SS2016-61
			FEB24-98	7.400	
			MAR19-98		CLINICAL TREATMENT ADMINISTRATION OF DRUG OR SUBSTANCE, ORAL METRONIDAZOL 10 DAYS ADMINISTRATION OF DRUG OR SUBSTANCE, ORAL IODOQUINOL 10 DAYS
			APR22-98	8.010	
			MAY14-98		MOVED FROM SS2016-61 TO BB4002-52
			JUN15-98	7.460	
					IMMUNIZATION: TETANUS
			OCT19-98	7.580	
					IMMUNIZATION: TETANUS
			DEC15-98		MOVED FROM BB4002-52 TO SS2016-59
			JAN27-99		MOVED FROM SS2016-59 TO ARDE5-29
			FEB09-99	7.500	
			JAN11-00		MOVED FROM ARDE5-29 TO ARDE6-30
				8.240	
			JAN20-00		MOVED FROM ARDE6-30 TO SW1604-29
			MAR10-00	8.270	
			MAY10-00	7.800	
			JUL11-00	7.840	
			AUG23-00		CLINICAL TREATMENT ADMINISTRATION OF DRUG OR SUBSTANCE, ORAL METRONIDAZOL 5 DAYS
			SEP02-00		CLINICAL TREATMENT ADMINISTRATION OF DRUG OR SUBSTANCE, ORAL METRONIDAZOL 5 DAYS

*** END ANIMAL MCY 25205